



Secure Communities

IDENT/IAFIS Interoperability

Monthly Statistics through October 31, 2009

Prepared on: December 4, 2009

IDENT/IAFIS Interoperability Statistics

Contents

1. Cumulative Metrics
2. Monthly Transmission Metrics
3. Monthly Outcome Metrics
4. Outcome Metrics by State
5. Notes on Data Methodology

1. Cumulative Metrics (October 27, 2008 - October 31, 2009)

12% of all Interoperability transmissions have resulted in an IDENT match.

9% of all IDENT matches have resulted in the identification of an alien charged with or convicted of a Level 1 offense.

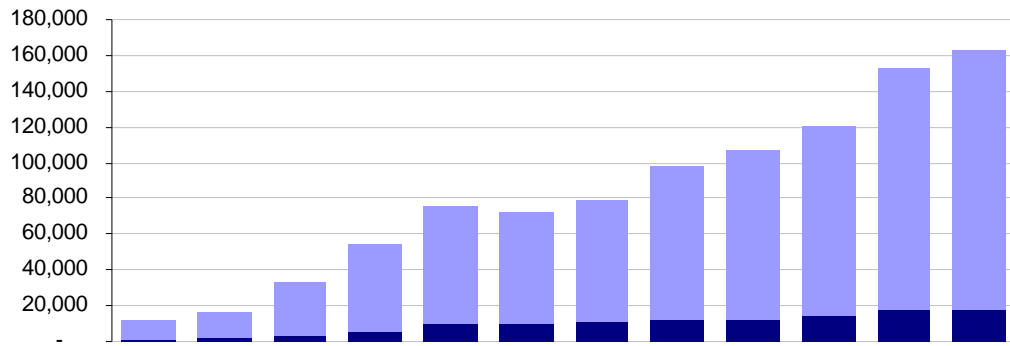
86% of all IDENT matches have resulted in the identification of an alien charged with or convicted of a Level 2 or Level 3 offense.

5% of all IDENT matches have resulted in U.S. Citizen (USC) identification.

Cumulative Identification Data (From October 27, 2008 through October 31, 2009)			
Number of Fingerprint Transmissions Through Interoperability	Number of Matches (Hits) in IDENT	Type of IARs Generated by the LESC	
		988,445	118,890
Level 2/3	101,791		
Subtotal	113,010		
USC	5,880		
Total	118,890		

2. Monthly Transmission Metrics

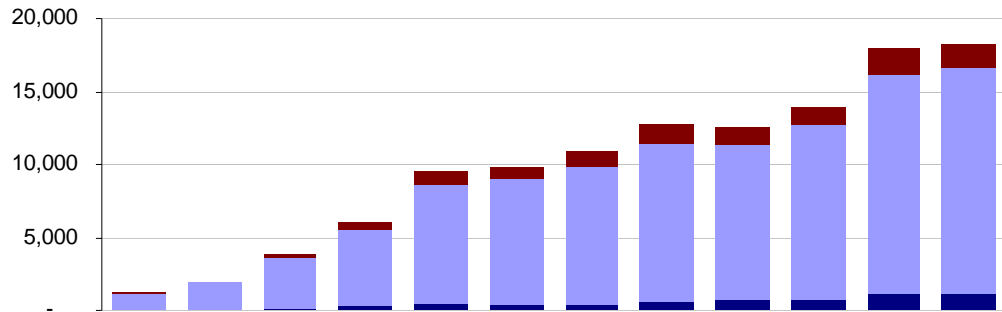
Monthly IDENT/IAFIS Interoperability Transmission Trends



	Nov-08	Dec-08	Jan-09	Feb-09	Mar-09	Apr-09	May-09	Jun-09	Jul-09	Aug-09	Sep-09	Oct-09
Total Jurisdictions Deployed	7	14	31	47	48	48	50	70	77	80	88	92
Percent Matches	10.3%	11.7%	11.2%	11.2%	12.7%	13.6%	13.8%	12.8%	11.7%	11.6%	11.7%	11.2%
■ Transmissions	11,905	16,934	33,776	54,332	75,686	72,728	79,861	98,918	106,842	120,537	153,327	162,682
■ IDENT Matches	1,227	1,978	3,773	6,080	9,611	9,878	11,013	12,694	12,552	14,011	17,885	18,277

Data source: US-VISIT IDR/Single-search transaction daily report and the monthly LESC-IIDS Data Match

Monthly IDENT/IAFIS Interoperability IDENT Matches Resulting in IARs



	Nov-08	Dec-08	Jan-09	Feb-09	Mar-09	Apr-09	May-09	Jun-09	Jul-09	Aug-09	Sep-09	Oct-09
Total Jurisdictions Deployed	7	14	31	47	48	48	50	70	77	80	88	92
Percent Level 1	6.4%	5.0%	7.1%	8.8%	9.8%	9.2%	9.9%	10.1%	9.9%	9.4%	9.4%	9.7%
■ Level 1 Matches	78	99	267	534	945	905	1,093	1,281	1,245	1,318	1,683	1,764
■ Level 2/3 Matches	1,088	1,823	3,375	5,325	8,254	8,583	9,446	10,804	10,688	11,973	15,168	15,364
■ USC	61	56	131	221	412	390	474	609	619	720	1,034	1,149

Data source: US-VISIT IDR/Single-search transaction daily report and LESC-IIDS Data Match

3. Monthly Outcome Metrics

All IDENT Matches										
(From October 27, 2008 through October 31, 2009)										
Month	Total Jurisdictions Deployed	IDENT Matches	Enforcement Actions			Outcomes				
			Detainers Issued after Interoperability Hit*	Booked into ICE Custody	Detainer Issued, Booked In, or Removed	Removals and Returns**			In Proceedings	Other Cases Closed***
						Total Removals and Returns	Voluntary Removals	Other Removals		
Oct-08	1	72	4	34	36	0	0	0	5	0
Nov-08	7	1,207	331	475	526	57	38	19	86	6
Dec-08	14	1,970	585	780	901	195	103	92	157	18
Jan-09	31	3,771	744	1,138	1,467	471	135	336	443	37
Feb-09	47	6,095	1,197	1,528	2,035	978	244	734	641	46
Mar-09	48	9,643	1,615	1,941	2,538	1,077	254	823	1,047	84
Apr-09	48	9,888	1,669	1,809	2,440	1,289	309	980	1,027	73
May-09	50	10,976	1,859	1,924	2,617	1,286	364	922	1,136	63
Jun-09	70	12,640	2,405	2,226	3,306	1,828	519	1,309	1,288	74
Jul-09	77	12,497	2,825	2,244	3,482	2,097	518	1,579	1,415	65
Aug-09	80	13,985	3,254	2,443	3,870	2,013	659	1,354	1,655	63
Sep-09	88	17,845	3,513	2,668	4,318	2,652	710	1,942	2,186	74
Oct-09	92	18,301	3,665	1,614	3,863	2,583	521	2,062	2,421	52
Total	105	118,890	23,666	20,824	31,399	16,526	4,374	12,152	13,507	655

All Level 1s
(From October 27, 2008 through October 31, 2009)

Month	Total Jurisdictions Deployed	Level 1 Matches±	Enforcement Actions			Outcomes				
			Detainers Issued after Interoperability Hit*	Booked into ICE Custody	Detainer Issued, Booked In, or Removed	Removals and Returns**			In Proceedings	Other Cases Closed***
						Total Removals and Returns	Voluntary Removals	Other Removals		
Oct-08	1	7	0	6	6	0	0	0	3	0
Nov-08	7	78	33	47	55	7	4	3	20	0
Dec-08	14	99	50	63	79	19	3	16	29	1
Jan-09	31	267	89	105	202	41	10	31	132	7
Feb-09	47	534	195	209	355	54	10	44	215	6
Mar-09	48	945	299	300	538	82	8	74	393	22
Apr-09	48	905	336	259	457	104	10	94	376	19
May-09	50	1,093	385	286	513	126	10	116	419	9
Jun-09	70	1,281	487	320	641	200	26	174	409	9
Jul-09	77	1,245	581	306	649	245	12	233	421	10
Aug-09	80	1,318	643	324	684	255	35	220	433	11
Sep-09	88	1,683	750	441	865	389	31	358	562	18
Oct-09	92	1,764	896	258	846	389	22	367	574	20
Total	105	11,219	4,744	2,924	5,890	1,911	181	1,730	3,986	132

* Number of detainers issued is based on the month that the detainer was issued, not the month the individual was checked via Interoperability

** Aliens who were charged with or convicted of a Level 1, Level 2, or Level 3 crime

*** Other Cases Closed includes cases that are resolved by ICE Granting Relief, Terminating Proceedings, Canceling a Charging Document, or Granting Permanent Residence

± Aliens who are charged with or convicted of a Level 1 offense

4. Outcome Metrics by State

U.S. States: All IDENT Matches (From October 27, 2008 through October 31, 2009)									
State	Activation Date	Total Jurisdictions Deployed	IDENT Matches	Enforcement Actions			Outcomes		
				Detainers Issued after Interoperability Hit*	Booked into ICE Custody	Detainer Issued, Booked In, or Removed	Removals and Returns**	In Proceedings	Other Cases Closed***
AZ	12/23/08	7	24,252	6,764	5,395	9,302	4,941	3,467	189
CA	5/26/09	4	17,409	3,877	3,872	5,738	2,798	2,341	124
FL	1/22/09	14	34,600	2,457	2,325	2,823	1,502	3,088	136
MA	11/5/08	1	1,425	219	220	286	100	242	6
MI	10/27/09	1	21	2	2	2	0	3	0
NM	6/24/09	5	344	84	38	97	20	69	0
NC	11/12/08	13	11,228	1,216	1,055	1,379	766	650	71
PA	12/16/08	3	4,531	286	274	357	157	230	28
TX	10/27/08	47	22,344	8,408	7,329	10,955	6,113	3,050	87
VA	3/9/09	2	2,459	520	306	620	125	358	14

U.S. States: All Level 1s (From October 27, 2008 through October 31, 2009)							
State	Level 1 Matches±	Enforcement Actions			Outcomes		
		Detainers Issued after Interoperability Hit*	Booked into ICE Custody	Detainer Issued, Booked In, or Removed	Removals and Returns**	In Proceedings	Other Cases Closed***
AZ	2,641	1,613	662	1,887	534	1,157	29
CA	2,095	868	813	1,376	511	676	41
FL	2,979	439	426	527	182	1,239	34
MA	150	54	47	63	15	61	2
MI	2	1	1	1	0	1	0
NM	21	7	1	10	3	10	0
NC	294	118	85	128	46	100	4
PA	103	33	32	46	13	48	6
TX	2,697	1,551	813	1,775	591	623	12
VA	216	86	39	99	14	65	4

* Number of detainers issued is based on the month that the detainer was issued, not the month the individual was checked via Interoperability

** Aliens who were charged with or convicted of a Level 1, Level 2, or Level 3 crime

*** Other Cases Closed includes cases that are resolved by ICE Granting Relief, Terminating Proceedings, Canceling a Charging Document, or Granting Permanent Residence

± Aliens who are charged with or convicted of a Level 1 offense

5. Frequently Asked Questions about Data

What is the Methodology for this Data Collection?

The data contained in this monthly report is based on a merge of LESC data and ICE enforcement data. The data is de-duplicated to remove individuals who have their fingerprints submitted through IDENT/IAFIS Interoperability multiple times for the same encounter (e.g., an individual who is transferred from correctional facility to correctional facility). Data provided on a daily or weekly basis by LESC is not de-duplicated. As a result, the cumulative number of Level 1s presented in this data is slightly lower than the data provided on a weekly basis.

Why does Past Data Change?

Data from previous months is subject to change based on three potential factors:

- New data from the IDENT Fingerprint Identification database allows for an increased number of IDENT/IAFIS Interoperability Queries to be joined to EID Case Files;
- Case, arrest, or detainer information may be entered into the EID systems for the first time, or updated within the systems, that result in IDENT/IAFIS Interoperability Queries from previous months being joined to cases for the first time
- Some interoperability queries have more than one LESC record with the same query id. If the second (follow-up) query with the same id falls in a different month than the original query, the follow-up query could provide updated data used for matching to EID data that was unavailable in the first query.

Why are there U.S. Citizens in IDENT?

There are two types of U.S. Citizens in IDENT. The first are individuals who were citizens when prints were collected and these individuals could be in IDENT for the following reasons:

- Active wants/warrants provided by CJIS
- An adoption involving USCIS
- Trusted traveler programs such as GES, IRT, NEXUS, SENTRI, FASTNORTH, FASTSOUTH
- Credentialing for TSA Aviation Workers

The second type of U.S. Citizens in IDENT are individuals who were not citizens when prints were collected, but who subsequently became USCs, such as:

- A visa issued by DOS
- Benefits applicant through USCIS
- Entry or Exit through CBP
- Apprehension by ICE, USCG, or OBP

What applications are reviewed as part of the LESC query?

- SEVIS – Student & Exchange Visitor Information System
- NCIC – National Crime Information Center

-
-
-
-
-
-
-
-

b2 high, b7e



Secure Communities

IDENT/IAFIS Interoperability Statistics

Contents

1. Cumulative Metrics
2. Monthly Transmission Metrics
3. Monthly Outcome Metrics
4. Outcome Metrics by State
5. Notes on Data Methodology

1. Cumulative Metrics (October 27, 2008 - November 30, 2009)

12% of all Interoperability transmissions have resulted in an IDENT match.

9% of all IDENT matches have resulted in the identification of an alien charged with or convicted of a Level 1 offense.

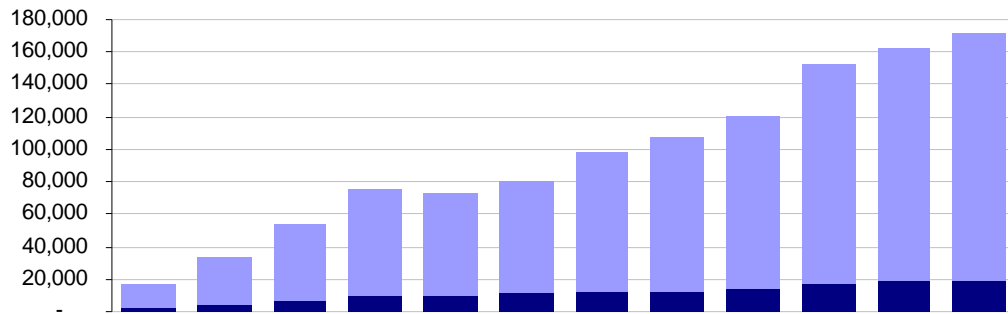
86% of all IDENT matches have resulted in the identification of an alien charged with or convicted of a Level 2 or Level 3 offense.

5% of all IDENT matches have resulted in U.S. Citizen (USC) identification.

Cumulative Identification Data (From October 27, 2008 through November 30, 2009)			
Number of Fingerprint Transmissions Through Interoperability	Number of Matches (Hits) in IDENT	Type of IARs Generated by the LESC	
		1,159,205	137,525
Level 2/3	117,613		
Subtotal	130,494		
USC	7,031		
Total	137,525		

2. Monthly Transmission Metrics

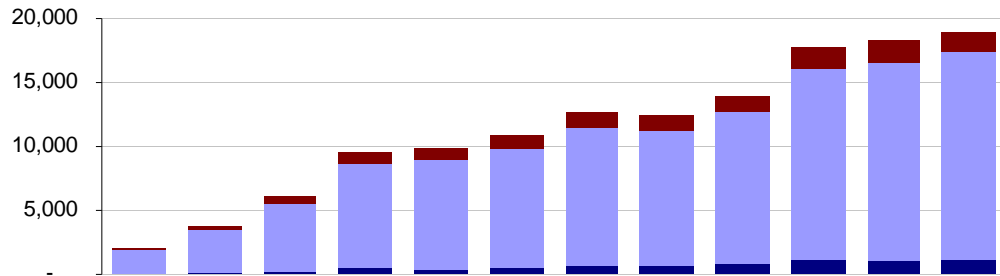
Monthly IDENT/IAFIS Interoperability Transmission Trends



	Dec-08	Jan-09	Feb-09	Mar-09	Apr-09	May-09	Jun-09	Jul-09	Aug-09	Sep-09	Oct-09	Nov-09
Total Jurisdictions Deployed	14	31	47	48	48	50	70	77	80	88	92	105
Percent Matches	11.6%	11.1%	11.1%	12.6%	13.5%	13.7%	12.8%	11.7%	11.6%	11.6%	11.2%	11.1%
■ Transmissions	16,934	33,776	54,332	75,686	72,728	79,861	98,918	106,842	120,537	153,327	162,682	170,760
■ IDENT Matches	1,970	3,751	6,051	9,553	9,835	10,974	12,639	12,490	13,961	17,825	18,285	18,912

Data source: US-VISIT IDR/Single-search transaction daily report and the monthly LESC-IIDS Data Match

Monthly IDENT/IAFIS Interoperability IDENT Matches Resulting in IARs



	Dec-08	Jan-09	Feb-09	Mar-09	Apr-09	May-09	Jun-09	Jul-09	Aug-09	Sep-09	Oct-09	Nov-09
Total Jurisdictions Deployed	14	31	47	48	48	50	70	77	80	88	92	105
Percent Level 1	5.2%	7.2%	8.8%	9.9%	9.2%	10.0%	10.2%	10.0%	9.5%	9.5%	9.6%	8.7%
■ Level 1 Matches	102	270	533	949	908	1,098	1,286	1,245	1,322	1,688	1,757	1,638
■ Level 2/3 Matches	1,812	3,350	5,297	8,192	8,537	9,402	10,744	10,626	11,919	15,103	15,379	16,123
■ USC	56	131	221	412	390	474	609	619	720	1,034	1,149	1,151

Data source: US-VISIT IDR/Single-search transaction daily report and LESC-IIDS Data Match

3. Monthly Outcome Metrics

All IDENT Matches										
(From October 27, 2008 through November 30, 2009)										
Month	Total Jurisdictions Deployed	IDENT Matches	Enforcement Actions			Outcomes				
			Detainers Issued after Interoperability Hit*	Booked into ICE Custody	Detainer Issued, Booked In, or Removed	Removals and Returns**			In Proceedings	Other Cases Closed***
						Total Removals and Returns	Voluntary Removals	Other Removals		
Oct-08	1	72	4	34	36	0	0	0	5	0
Nov-08	7	1,207	331	476	526	58	39	19	81	7
Dec-08	14	1,970	581	788	908	195	103	92	150	19
Jan-09	31	3,751	742	1,154	1,482	471	135	336	436	36
Feb-09	47	6,051	1,192	1,551	2,056	978	244	734	615	49
Mar-09	48	9,553	1,604	1,989	2,559	1,079	254	825	1,026	89
Apr-09	48	9,835	1,661	1,852	2,481	1,289	309	980	1,011	79
May-09	50	10,974	1,839	1,993	2,664	1,289	363	926	1,114	73
Jun-09	70	12,639	2,380	2,311	3,364	1,831	520	1,311	1,242	84
Jul-09	77	12,490	2,774	2,358	3,503	2,098	519	1,579	1,333	75
Aug-09	80	13,961	3,231	2,614	3,960	2,022	663	1,359	1,512	74
Sep-09	88	17,825	3,485	2,985	4,459	2,669	715	1,954	1,975	87
Oct-09	92	18,285	3,666	2,370	4,190	2,983	639	2,344	2,196	75
Nov-09	105	18,912	3,979	1,351	4,048	2,337	485	1,852	2,230	35
Total	105	137,525	27,469	23,826	36,236	19,299	4,988	14,311	14,926	782

* Number of detainers issued is based on the month that the detainer was issued, not the month the individual was checked via Interoperability

** Aliens who were charged with or convicted of a Level 1, Level 2, or Level 3 crime

*** Other Cases Closed includes cases that are resolved by ICE Granting Relief, Terminating Proceedings, Canceling a Charging Document, or Granting Permanent Residence

All Level 1s
(From October 27, 2008 through November 30, 2009)

Month	Total Jurisdictions Deployed	Level 1 Matches±	Enforcement Actions			Outcomes				
			Detainers Issued after Interoperability Hit*	Booked into ICE Custody	Detainer Issued, Booked In, or Removed	Removals and Returns**			In Proceedings	Other Cases Closed***
						Total Removals and Returns	Voluntary Removals	Other Removals		
Oct-08	1	7	0	6	6	0	0	0	3	0
Nov-08	7	78	33	47	55	7	4	3	20	0
Dec-08	14	102	49	64	82	19	3	16	31	1
Jan-09	31	270	89	111	213	41	10	31	132	8
Feb-09	47	533	195	215	358	54	10	44	206	8
Mar-09	48	949	298	323	549	82	8	74	390	23
Apr-09	48	908	340	273	477	103	10	93	380	19
May-09	50	1,098	382	306	539	127	10	117	426	12
Jun-09	70	1,286	480	340	651	201	26	175	395	12
Jul-09	77	1,245	578	340	668	244	12	232	422	14
Aug-09	80	1,322	640	359	713	255	35	220	417	15
Sep-09	88	1,688	750	497	910	391	31	360	538	22
Oct-09	92	1,757	887	369	895	463	31	432	548	23
Nov-09	105	1,638	889	228	857	385	11	374	502	7
Total	105	12,881	5,610	3,478	6,973	2,372	201	2,171	4,410	164

± Aliens who are charged with or convicted of a Level 1 offense

* Number of detainers issued is based on the month that the detainer was issued, not the month the individual was checked via Interoperability

** Aliens who were charged with or convicted of a Level 1, Level 2, or Level 3 crime

*** Other Cases Closed includes cases that are resolved by ICE Granting Relief, Terminating Proceedings, Canceling a Charging Document, or Granting Permanent Residence

4. Outcome Metrics by State

U.S. States: All IDENT Matches (From October 27, 2008 through November 30, 2009)								
State	Activation Date	IDENT Matches	Enforcement Actions			Outcomes		
			Detainers Issued after Interoperability Hit*	Booked into ICE Custody	Detainer Issued, Booked In, or Removed	Removals and Returns**	In Proceedings	Other Cases Closed***
AZ	12/23/08	26,523	7,327	5,944	10,087	5,468	3,692	214
CA	5/26/09	22,867	5,120	4,973	7,470	3,817	2,726	160
FL	1/22/09	39,580	2,796	2,582	3,207	1,715	3,298	170
GA	11/17/09	791	60	9	61	0	41	1
IL	11/24/09	73	3	0	3	0	4	0
LA	11/17/09	26	5	3	7	0	9	0
MA	11/5/08	1,532	233	234	305	119	241	9
MI	10/27/09	135	25	13	29	4	15	1
NM	6/24/09	434	109	60	128	32	80	0
NC	11/12/08	12,359	1,411	1,174	1,582	856	769	77
OK	11/3/09	171	37	12	38	6	10	0
PA	12/16/08	4,923	331	314	407	176	274	29
TX	10/27/08	25,215	9,519	8,131	12,309	6,949	3,320	105
VA	3/9/09	2,896	493	377	603	157	447	16
Total	N/A	137,525	27,469	23,826	36,236	19,299	14,926	782

* Number of detainers issued is based on the month that the detainer was issued, not the month the individual was checked via Interoperability

** Aliens who were charged with or convicted of a Level 1, Level 2, or Level 3 crime

*** Other Cases Closed includes cases that are resolved by ICE Granting Relief, Terminating Proceedings, Canceling a Charging Document, or Granting Permanent Residence

**U.S. States: All Level 1s
(From October 27, 2008 through November 30, 2009)**

State	Level 1 Matches±	Enforcement Actions			Outcomes		
		Detainers Issued after Interoperability Hit*	Booked into ICE Custody	Detainer Issued, Booked In, or Removed	Removals and Returns**	In Proceedings	Other Cases Closed***
AZ	2,891	1,764	757	2,058	633	1,211	36
CA	2,753	1,197	1,099	1,863	723	833	53
FL	3,253	506	468	603	217	1,319	43
GA	23	9	0	9	0	10	0
IL	2	0	0	0	0	1	0
LA	1	0	0	0	0	1	0
MA	163	56	53	69	17	68	2
MI	8	3	3	3	0	3	0
NM	27	12	2	15	3	13	0
NC	335	145	94	155	55	116	5
OK	11	5	2	5	0	5	0
PA	113	35	36	50	15	51	6
TX	3,056	1,802	916	2,053	693	696	15
VA	245	76	48	90	16	83	4
Total	12,881	5,610	3,478	6,973	2,372	4,410	164

± Aliens who are charged with or convicted of a Level 1 offense

* Number of detainers issued is based on the month that the detainer was issued, not the month the individual was checked via Interoperability

** Aliens who were charged with or convicted of a Level 1, Level 2, or Level 3 crime

*** Other Cases Closed includes cases that are resolved by ICE Granting Relief, Terminating Proceedings, Canceling a Charging Document, or Granting Permanent Residence

5. Frequently Asked Questions about Data

What is the Methodology for this Data Collection?

The data contained in this monthly report is based on a merge of LESC data and ICE enforcement data. The data is de-duplicated to remove individuals who have their fingerprints submitted through IDENT/IAFIS Interoperability multiple times for the same encounter (e.g., an individual who is transferred from one correctional facility to another correctional facility). Data provided on a daily or weekly basis by LESC is not de-duplicated. As a result, the cumulative number of Level 1s presented in this report is slightly lower than the data provided on a weekly basis.

Why does Past Data Change?

Data from previous months is subject to change based on three potential factors:

- New data from the IDENT Fingerprint Identification database allows for an increased number of IDENT/IAFIS Interoperability Queries to be joined to EID Case Files
- Case, arrest, or detainer information may be entered into the EID systems for the first time, or updated within the systems, resulting in IDENT/IAFIS Interoperability Queries from previous months being joined to cases for the first time
- Some interoperability queries have more than one LESC record with the same query ID. If the second (follow-up) query with the same ID falls in a different month than the original query, the follow-up query could provide updated data used for matching to EID data that was unavailable in the first query

Why are there U.S. Citizens (USC) in IDENT?

There are two types of USCs in IDENT. The first are individuals who were citizens when prints were collected and these individuals could be in IDENT for the following reasons:

- Active wants/warrants provided by CJIS
- An adoption involving USCIS
- Trusted traveler programs such as GES, IRT, NEXUS, SENTRI, FASTNORTH, FASTSOUTH
- Credentialing for TSA Aviation Workers

The second type of USCs in IDENT are individuals who were not citizens when prints were collected, but who subsequently became USCs, such as:

- A visa issued by DOS
- Benefits applicant through USCIS
- Entry or Exit through CBP
- Apprehension by ICE, USCG, or OBP

What applications are reviewed as part of the LESC query?

- SEVIS – Student & Exchange Visitor Information System

-
-
-
-
-
-
-
-
-
-

b2 high, b7e



IDENT/IAFIS Interoperability Statistics

Contents

1. Metrics
2. Monthly Transmission Metrics
3. Monthly Outcome Metrics
4. Outcome Metrics by State
5. Frequently Asked Questions about Data
6. Interoperability Data Definitions

1. Metrics

12% of all Interoperability transmissions have resulted in an IDENT match since 10/27/2008.

9% of all IDENT matches have resulted in the identification of an alien charged with or convicted of a Level 1 offense since 10/27/2008.

85% of all IDENT matches have resulted in the identification of an alien charged with or convicted of a Level 2 or Level 3 offense since 10/27/2008.

6% of all IDENT matches have resulted in U.S. Citizen (USC) identification since 10/27/2008.

Cumulative Interoperability Statistics (From October 27, 2008 through December 31, 2009)						
Interoperability Submissions	IDENT Matches		Arrested or Detainers Issued after Interoperability Hit*		Removals and Returns**	
	1,340,409	Level 1 Matches±	14,667	Level 1	7,558	Level 1
Level 2/3 Matches		131,801	Level 2/3	31,055	Level 2/3	19,788
Subtotal		146,468	Total	38,613	Total	22,732
USC Matches		9,053				
Total IDENT Matches		155,521				

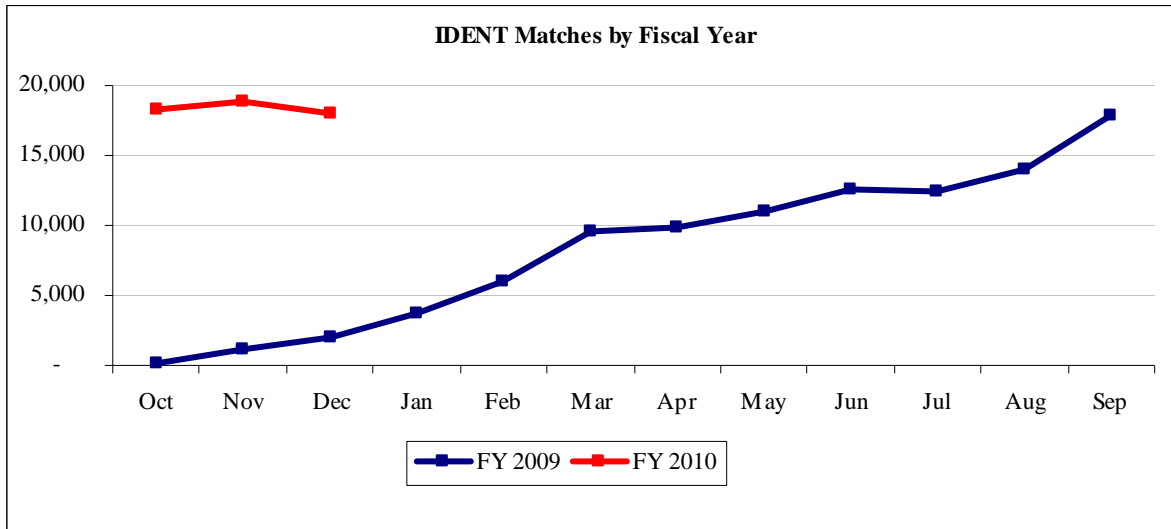
FYTD Interoperability Statistics (From October 1, 2009 through December 31, 2009)						
Interoperability Submissions	IDENT Matches		Arrested or Detainers Issued after Interoperability Hit*		Removals and Returns**	
	514,646	Level 1 Matches±	5,178	Level 1	2,403	Level 1
Level 2/3 Matches		45,693	Level 2/3	9,369	Level 2/3	3,712
Subtotal		50,871	Total	11,772	Total	4,331
USC Matches		4,322				
Total IDENT Matches		55,193				

± Aliens who are charged with or convicted of a Level 1 offense

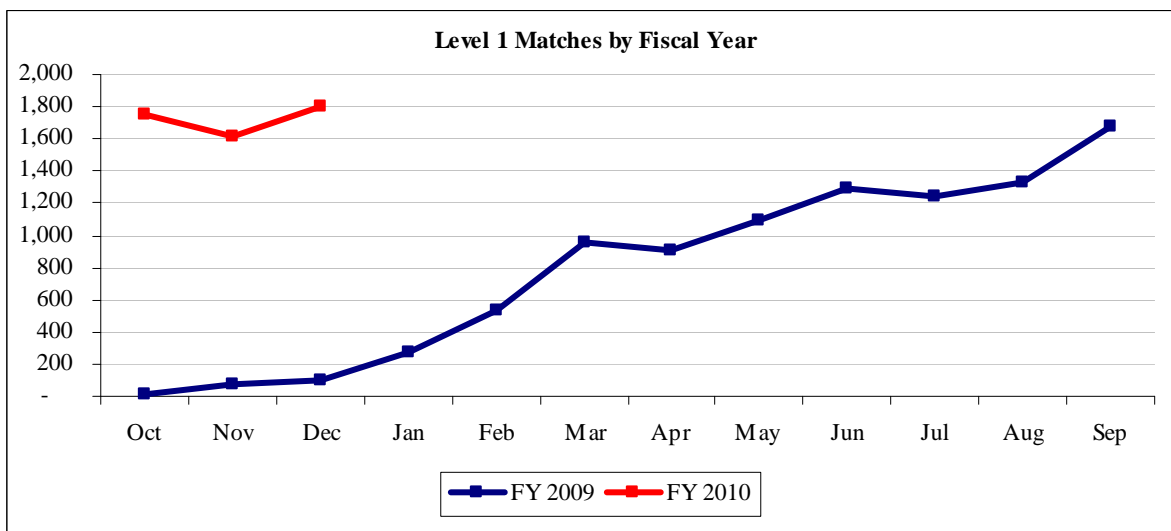
* Number of detainers issued is based on the month that the individual was checked via Interoperability, not the month the detainer was issued

** Aliens who were charged with or convicted of a Level 1, Level 2, or Level 3 crime

2. Monthly Transmission Metrics



Data source: LESC-IIDS Data Match



Data source: LESC-IIDS Data Match

3. Monthly Outcome Metrics

All IDENT Matches						
(From October 1, 2009 through December 31, 2009)						
Month	Total Jurisdictions Deployed	IDENT Matches	Enforcement Actions		Outcomes	
			Arrested or Detainers Issued after Interoperability Hit*	Booked into ICE Custody	In Removal Proceedings	Removals and Returns**
Oct-09	92	18,285	4,046	2,775	2,039	2,062
Nov-09	105	18,912	3,994	2,388	2,214	1,558
Dec-09	108	17,996	3,732	1,774	2,575	711
Total	108	55,193	11,772	6,937	6,828	4,331

All Level 1s					
(From October 1, 2009 through December 31, 2009)					
Month	Level 1 Matches±	Enforcement Actions		Outcomes	
		Arrested or Detainers Issued after Interoperability Hit*	Booked into ICE Custody	In Removal Proceedings	Removals and Returns**
Oct-09	1,756	831	448	553	271
Nov-09	1,620	781	387	513	237
Dec-09	1,802	791	311	608	111
Total	5,178	2,403	1,146	1,674	619

± Aliens who are charged with or convicted of a Level 1 offense

* Number of detainers issued is based on the month that the individual was checked via Interoperability, not the month the detainer was issued

** Aliens who were charged with or convicted of a Level 1, Level 2, or Level 3 crime

4. Outcome Metrics by State

U.S. States: All IDENT Matches (From October 27, 2008 through December 31, 2009)						
State	Activation Date	IDENT Matches	Enforcement Actions		Outcomes	
			Arrested or Detainers Issued after Interoperability Hit*	Booked into ICE Custody	In Removal Proceedings	Removals and Returns**
AZ	12/23/08	29,094	9,632	6,597	3,987	6,103
CA	5/26/09	29,166	8,496	6,470	3,351	5,031
FL	1/22/09	42,474	3,526	2,890	3,636	1,917
GA	11/17/09	1,549	268	137	252	8
IL	11/24/09	363	43	9	37	2
LA	11/17/09	99	32	23	34	4
MD	12/22/09	31	6	5	5	0
MA	11/5/08	1,628	332	249	247	130
MI	10/27/09	286	69	38	34	15
NM	6/24/09	596	184	83	90	56
NC	11/12/08	12,851	1,727	1,317	865	945
OK	11/3/09	274	88	57	32	40
PA	12/16/08	5,173	434	353	292	207
TX	10/27/08	28,666	13,083	9,236	3,600	8,070
VA	3/9/09	3,271	693	461	501	204
Total	10/27/08	155,521	38,613	27,925	16,963	22,732

* Number of detainers issued is based on the month that the individual was checked via Interoperability, not the month the detainer was issued

** Aliens who were charged with or convicted of a Level 1, Level 2, or Level 3 crime

U.S. States: All Level 1s					
(From October 27, 2008 through December 31, 2009)					
State	Level 1 Matches±	Enforcement Actions		Outcomes	
		Arrested or Detainers Issued after Interoperability Hit*	Booked into ICE Custody	In Removal Proceedings	Removals and Returns**
AZ	3,170	2,152	873	1,317	737
CA	3,364	1,994	1,484	1,046	1,011
FL	3,552	652	534	1,454	243
GA	76	42	12	44	0
IL	9	4	0	1	0
LA	2	2	1	1	0
MD	0	0	0	0	0
MA	173	70	53	71	18
MI	17	9	5	7	1
NM	41	20	4	18	5
NC	367	179	112	136	64
OK	20	12	8	8	5
PA	134	49	40	60	16
TX	3,468	2,264	1,082	800	819
VA	274	109	60	94	25
Total	14,667	7,558	4,268	5,057	2,944

± Aliens who are charged with or convicted of a Level 1 offense

* Number of detainers issued is based on the month that the individual was checked via Interoperability, not the month the detainer was issued

** Aliens who were charged with or convicted of a Level 1, Level 2, or Level 3 crime

5. Frequently Asked Questions about Data

What is the Methodology for this Data Collection?

The data contained in this monthly report is based on a merge of LESC data and ICE enforcement data. The data is de-duplicated to remove individuals who have their fingerprints submitted through IDENT/IAFIS Interoperability multiple times for the same encounter (e.g., an individual who is transferred from one correctional facility to another correctional facility). Data provided on a daily or weekly basis by LESC is not de-duplicated. As a result, the cumulative number of Level 1s presented in this report is slightly lower than the data provided on a weekly basis.

Why does Past Data Change?

Data from previous months is subject to change based on three potential factors:

- New data from the IDENT Fingerprint Identification database allows for an increased number of IDENT/IAFIS Interoperability Queries to be joined to EID Case Files
- Case, arrest, or detainer information may be entered into the EID systems for the first time, or updated within the systems, resulting in IDENT/IAFIS Interoperability Queries from previous months being joined to cases for the first time
- Some interoperability queries have more than one LESC record with the same query ID. If the second (follow-up) query with the same ID falls in a different month than the original query, the follow-up query could provide updated data used for matching to EID data that was unavailable in the first query

Why are there U.S. Citizens (USC) in IDENT?

There are two types of USCs in IDENT. The first are individuals who were citizens when prints were collected and these individuals could be in IDENT for the following reasons:

- Active wants/warrants provided by CJIS
- An adoption involving USCIS
- Trusted traveler programs such as GES, IRT, NEXUS, SENTRI, FASTNORTH, FASTSOUTH
- Credentialing for TSA Aviation Workers

The second type of USCs in IDENT are individuals who were not citizens when prints were collected, but who subsequently became USCs, such as:

- A visa issued by DOS
- Benefits applicant through USCIS
- Entry or Exit through CBP
- Apprehension by ICE, USCG, or OBP

What applications are reviewed as part of the LESC query?

- SEVIS – Student & Exchange Visitor Information System
- NCIC – National Crime Information Center



6. Interoperability Data Definitions

Interoperability Data Definitions	
Interoperability Submissions	All fingerprint submissions that have been processed through interoperability.
IDENT Matches	Individuals that had a match in the IDENT system and who were charged with or convicted of any level offense. These matches include USC's that have records in IDENT. IDENT Matches include duplicate entries for cases as an individual may go through interoperability several times for one unique case.
Level 1 Matches±	Aliens that had a match in the IDENT system and who were charged with or convicted of a Level 1 offense. Level 1 Matches include duplicate entries for cases as an individual may go through interoperability several times for one unique case.
Enforcement Actions	
Arrested or Detainers Issued after Interoperability Hit*	Aliens that had been arrested or had detainers that were issued by ICE after IDENT/IAFIS Interoperability provided a response on the individual's immigration status to the field office. The detainer and arrest date are based on the month that the individual was checked via Interoperability, not the month the detainer was issued or arrest occurred.
Booked into ICE Custody	Aliens that had a match in IDENT, were charged with or convicted of a crime, and booked into ICE custody. The date the individual is booked into ICE custody is based on the month that the individual was checked via Interoperability, not the month they were booked into ICE custody.
Outcomes	
In Removal Proceedings	Aliens that had a match in IDENT, were charged with or convicted of a crime, and currently have a case in removal proceedings.
Removals and Returns**	Aliens that had a match in IDENT, were charged with or convicted of a level 1, level 2, or level 3 crime, and voluntarily returned to their country of origin or was removed.
Other Definitions	
Activation Date	The date that interoperability was deployed to each area. A jurisdiction is not necessarily 100% covered at this date.
Total Jurisdictions Deployed	The total number of counties, parishes, or independent cities to which IDENT/IAFIS Interoperability has been deployed by the date of the report. A jurisdiction does not need to be 100% covered to be included in this count.
AOR	Area of Responsibility covered by a specific field office.



IDENT/IAFIS Interoperability Statistics

Contents

1. Executive Summary
2. Metrics
3. Monthly Transmission Metrics
4. Monthly Outcome Metrics
5. Outcome Metrics by State
6. Frequently Asked Questions about Data
7. Interoperability Data Definitions

1. Executive Summary

IDENT/IAFIS Interoperability produced over 73,000 IDENT matches in the first four months of FY10 compared to 100,000 IDENT Matches in all of FY09. Since IDENT/IAFIS Interoperability was first activated in Harris County, TX, ICE on October 27, 2008, ICE has removed over 25,000 aliens charged with or convicted of a crime and over 3,400 aliens charged with or convicted of a Level 1 offense that were identified through IDENT/IAFIS Interoperability.

Deployment continues to be the primary driver for increased identifications. In the first four months of Fiscal Year 2010, ICE deployed IDENT/IAFIS Interoperability to 28 new jurisdictions for a total of 116 jurisdictions in 16 states and 37% of the foreign born non-citizen population. ICE deployed IDENT/IAFIS Interoperability to 8 jurisdictions in January. The goal for the remainder of FY10 is to deploy IDENT/IAFIS Interoperability to an additional 154 jurisdictions for a total of 270 jurisdictions by the end of the Fiscal Year.

There were 18,177 IDENT matches in January compared to 18,378 IDENT matches in December. In January, SC observed 1,846 Level 1 matches compared to 1,850 Level 1 matches in December.

2,622 aliens identified through IDENT/IAFIS interoperability were removed from the country in January. Of these, 496 removals were criminal aliens charged with or convicted of a Level 1 offense.

2. Metrics

- 11% of all Interoperability transmissions have resulted in an IDENT match since 10/27/2008.
- 10% of all IDENT matches have resulted in the identification of an alien charged with or convicted of a Level 1 offense since 10/27/2008.
- 84% of all IDENT matches have resulted in the identification of an alien charged with or convicted of a Level 2 or Level 3 offense since 10/27/2008.
- 7% of all IDENT matches have resulted in U.S. Citizen (USC) identification since 10/27/2008.

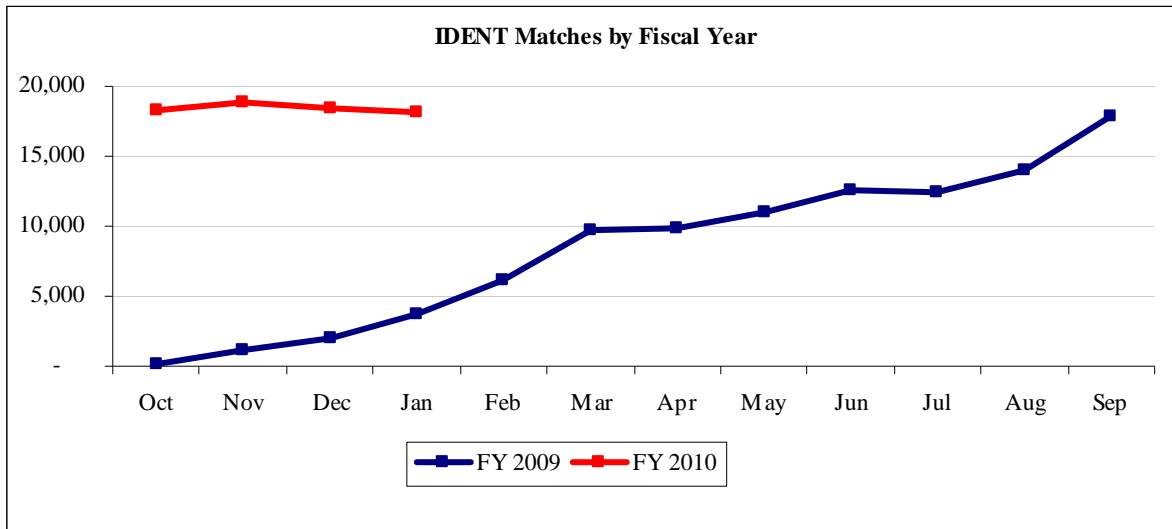
FYTD Interoperability Statistics (From October 1, 2009 through January 31, 2010)								
Interoperability Submissions	IDENT Matches		Arrested or Detainers Issued after Interoperability Hit		Booked into ICE Custody		Removals and Returns*	
	716,991	Level 1 IDENT Matches±	7,130	Level 1	3,390	Level 1	1,653	Level 1
Level 2/3 Matches		59,808	Level 2/3	13,323	Level 2/3	8,140	Level 2/3	9,568
Subtotal		66,938	Total	16,713	Total	9,793	Total	11,519
USC Matches		6,846						
Total IDENT Matches		73,784						

Cumulative Interoperability Statistics (From October 27, 2008 through January 31, 2010)								
Interoperability Submissions	IDENT Matches		Arrested or Detainers Issued after Interoperability Hit		Booked into ICE Custody		Removals and Returns*	
	1,542,754	Level 1 IDENT Matches±	16,750	Level 1	8,747	Level 1	4,977	Level 1
Level 2/3 Matches		146,048	Level 2/3	35,338	Level 2/3	26,392	Level 2/3	22,127
Subtotal		162,798	Total	44,085	Total	31,369	Total	25,604
USC Matches		11,577						
Total IDENT Matches		174,375						

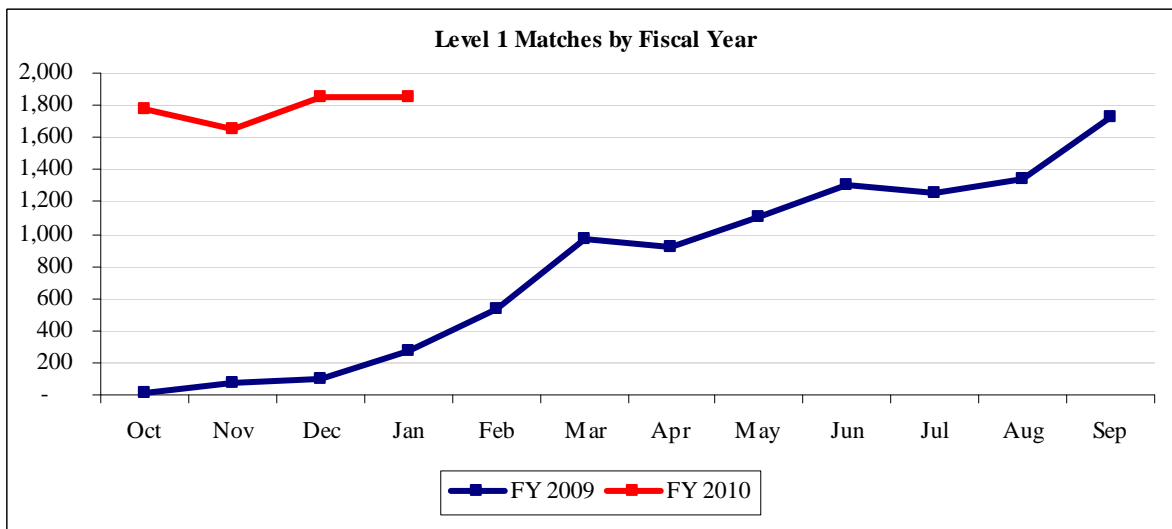
± Aliens who are charged with or convicted of a Level 1 offense

* Aliens who were charged with or convicted of any crime

3. Monthly Transmission Metrics



Data source: LESC-IIDS Data Match



Data source: LESC-IIDS Data Match

4. Monthly Outcome Metrics

IDENT Matches (From October 1, 2009 through January 31, 2010)			
Month	Total Jurisdictions Deployed	IDENT Matches	Level 1 IDENT Matches\pm
Oct-09	92	18,301	1,778
Nov-09	105	18,928	1,656
Dec-09	108	18,378	1,850
Jan-10	116	18,177	1,846
Total	116	73,784	7,130

Enforcement Actions (From October 1, 2009 through January 31, 2010)				
Month	All		Level 1	
	Arrested or Detainers Issued after Interoperability Hit	Booked into ICE Custody	Arrested or Detainers Issued after Interoperability Hit	Booked into ICE Custody
Oct-09	4,261	2,986	896	492
Nov-09	4,240	2,762	843	466
Dec-09	4,174	2,455	901	430
Jan-10	4,038	1,590	750	265
Total	16,713	9,793	3,390	1,653

Removals (From October 1, 2009 through January 31, 2010)		
Month	Removals and Returns*	Level 1 Removals and Returns*
Oct-09	3,032	467
Nov-09	2,745	442
Dec-09	3,120	546
Jan-10	2,622	496
Total	11,519	1,951

\pm Aliens who are charged with or convicted of a Level 1 offense

* Aliens who were charged with or convicted of any crime

5. Outcome Metrics by State

Interoperability Statistics: U.S. States (From October 27, 2008 through January 31, 2010)									
State	Activation Date	All				Level 1			
		IDENT Matches	Arrested or Detainers Issued after Interoperability Hit	Booked into ICE Custody	Removals and Returns*	Level 1 IDENT Matches±	Arrested or Detainers Issued after Interoperability Hit	Booked into ICE Custody	Removals and Returns*
AZ	12/23/08	31,635	10,331	7,114	6,605	3,443	2,305	988	835
CA	5/26/09	35,852	10,374	7,822	6,072	4,208	2,540	1,837	1,286
FL	1/22/09	45,108	3,947	3,122	2,151	3,840	727	572	272
GA	11/17/09	2,146	460	256	60	121	63	23	4
IL	11/24/09	685	103	26	6	24	11	5	0
LA	11/17/09	180	59	51	23	5	3	2	2
MD	12/22/09	165	34	14	2	4	1	0	0
MA	11/5/08	1,734	364	268	139	187	82	59	20
MI	10/27/09	400	111	66	32	32	20	8	2
NM	6/24/09	761	230	112	78	60	25	7	7
NC	11/12/08	13,277	1,942	1,477	1,022	403	203	129	69
OH	1/19/10	47	10	5	0	0	0	0	0
OK	11/3/09	365	146	101	78	29	20	15	14
PA	12/16/08	5,411	487	395	225	155	59	45	17
TX	10/27/08	31,724	14,627	10,010	8,879	3,879	2,539	1,219	918
VA	3/9/09	3,637	803	530	232	316	131	68	31
Total	10/27/08	173,127	44,028	31,369	25,604	16,706	8,729	4,977	3,477

± Aliens who are charged with or convicted of a Level 1 offense

* Aliens who were charged with or convicted of any crime

6. Frequently Asked Questions about Data

What is the Methodology for this Data Collection?

The data contained in this monthly report is based on a merge of LESC data and ICE enforcement data. The data is de-duplicated to remove individuals who have their fingerprints submitted through IDENT/IAFIS Interoperability multiple times for the same encounter (e.g., an individual who is transferred from one correctional facility to another correctional facility). Data provided on a daily or weekly basis by LESC is not de-duplicated. As a result, the cumulative number of Level 1s presented in this report is slightly lower than the data provided on a weekly basis.

Why does Past Data Change?

Data from previous months is subject to change based on three potential factors:

- New data from the IDENT Fingerprint Identification database allows for an increased number of IDENT/IAFIS Interoperability Queries to be joined to EID Case Files
- Case, arrest, or detainer information may be entered into the EID systems for the first time, or updated within the systems, resulting in IDENT/IAFIS Interoperability Queries from previous months being joined to cases for the first time
- Some interoperability queries have more than one LESC record with the same query ID. If the second (follow-up) query with the same ID falls in a different month than the original query, the follow-up query could provide updated data used for matching to EID data that was unavailable in the first query

Why are there U.S. Citizens (USC) in IDENT?

There are two types of USCs in IDENT. The first are individuals who were citizens when prints were collected and these individuals could be in IDENT for the following reasons:

- Active wants/warrants provided by CJIS
- An adoption involving USCIS
- Trusted traveler programs such as GES, IRT, NEXUS, SENTRI, FASTNORTH, FASTSOUTH
- Credentialing for TSA Aviation Workers

The second type of USCs in IDENT are individuals who were not citizens when prints were collected, but who subsequently became USCs, such as:

- A visa issued by DOS
- Benefits applicant through USCIS
- Entry or Exit through CBP
- Apprehension by ICE, USCG, or OBP

What applications are reviewed as part of the LESC query?

- SEVIS – Student & Exchange Visitor Information System
- NCIC – National Crime Information Center

-
-
-
-
-
-
-
-

b2 high, b7e

7. Interoperability Data Definitions

Interoperability Data Definitions	
Interoperability Submissions	All fingerprint submissions that have been processed through interoperability.
IDENT Matches	Individuals that had a match in the IDENT system and who were charged with or convicted of any level offense. These matches include USCs (U.S. Citizens) that have records in IDENT. IDENT Matches include duplicate entries for cases as an individual may go through interoperability several times for one unique case.
Level 1 IDENT Matches±	Aliens that had a match in the IDENT system and who were charged with or convicted of a Level 1 offense. Level 1 Matches include duplicate entries for cases as an individual may go through interoperability several times for one unique case.
Enforcement Actions	
Arrested or Detainers Issued after Interoperability Hit	Aliens that had been arrested or had detainers that were issued by ICE after IDENT/IAFIS Interoperability provided a response on the individual's immigration status to the field office. The detainer and arrest date are based on the month that the individual was checked via Interoperability, not the month the detainer was issued or arrest occurred.
Booked into ICE Custody	Aliens that had a match in IDENT, were charged with or convicted of a crime, and booked into ICE custody. The date the individual is booked into ICE custody is based on the month that the individual was checked via Interoperability, not the month they were booked into ICE custody.
Outcomes	
Removals and Returns*	Aliens that had a match in IDENT, were charged with or convicted of any crime, and was removed.
Other Definitions	
Activation Date	The date that interoperability was deployed to each area. A jurisdiction is not necessarily 100% covered at this date.
Total Jurisdictions Deployed	The total number of counties, parishes, or independent cities to which IDENT/IAFIS Interoperability has been deployed by the date of the report. A jurisdiction does not need to be 100% covered to be included in this count.
AOR	Area of Responsibility covered by a specific field office.

± Aliens who are charged with or convicted of a Level 1 offense

* Aliens who were charged with or convicted of any crime



IDENT/IAFIS Interoperability Statistics

Contents

1. Executive Summary
2. Metrics
3. Monthly Transmission Metrics
4. Monthly Outcome Metrics
5. Outcome Metrics by State
6. Frequently Asked Questions about Data
7. Interoperability Data Definitions

1. Executive Summary

IDENT/IAFIS Interoperability produced over 90,000 IDENT matches in the first five months of FY10 compared to 100,000 IDENT Matches in all of FY09. Since IDENT/IAFIS Interoperability was first activated in Harris County, TX, ICE on October 27, 2008, ICE has removed over 28,000 aliens charged with or convicted of a crime and over 4,000 aliens charged with or convicted of a Level 1 offense that were identified through IDENT/IAFIS Interoperability.

Deployment continues to be the primary driver for increased identifications. In the first five months of FY10, ICE deployed IDENT/IAFIS Interoperability to 30 new jurisdictions for a total of 118 jurisdictions in 16 states and 38% of the foreign born non-citizen population. ICE deployed IDENT/IAFIS Interoperability to 2 jurisdictions in February. The goal for the remainder of FY10 is to deploy IDENT/IAFIS Interoperability to an additional 152 jurisdictions for a total of 270 jurisdictions by the end of the Fiscal Year.

There were 17,212 IDENT matches in February compared to 18,175 IDENT matches in January. In February, SC observed 1,926 Level 1 matches compared to 1,863 Level 1 matches in January.

2,821 aliens identified through IDENT/IAFIS interoperability were removed from the country in February. Of these, 495 removals were criminal aliens charged with or convicted of a Level 1 offense.

2. Metrics

- 11% of all Interoperability transmissions have resulted in an IDENT match since 10/27/2008.
- 10% of all IDENT matches have resulted in the identification of an alien charged with or convicted of a Level 1 offense since 10/27/2008.
- 83% of all IDENT matches have resulted in the identification of an alien charged with or convicted of a Level 2 or Level 3 offense since 10/27/2008.
- 7% of all IDENT matches have resulted in U.S. Citizen (USC) identification since 10/27/2008.

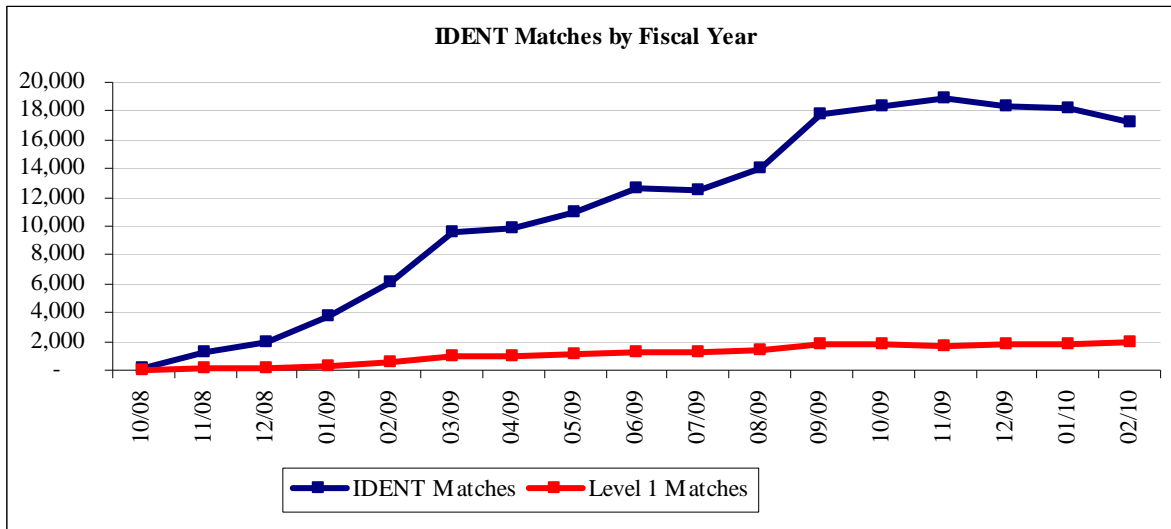
FYTD Interoperability Statistics (From October 1, 2009 through February 28, 2010)								
Interoperability Submissions	IDENT Matches		Arrested or Detainers Issued after Interoperability Hit		Booked into ICE Custody		Removals and Returns*	
	912,953	Level 1 IDENT Matches±	9,108	Level 1	4,523	Level 1	2,225	Level 1
Level 2/3 Matches		72,619	Level 2/3	17,033	Level 2/3	10,644	Level 2/3	12,210
Subtotal		81,727	Total	21,556	Total	12,869	Total	14,741
USC Matches		9,267						
Total IDENT Matches		90,994						

Cumulative Interoperability Statistics (From October 27, 2008 through February 28, 2010)								
Interoperability Submissions	IDENT Matches		Arrested or Detainers Issued after Interoperability Hit		Booked into ICE Custody		Removals and Returns*	
	1,741,072	Level 1 IDENT Matches±	18,832	Level 1	10,061	Level 1	5,726	Level 1
Level 2/3 Matches		158,569	Level 2/3	39,309	Level 2/3	29,181	Level 2/3	24,779
Subtotal		177,401	Total	49,370	Total	34,907	Total	28,840
USC Matches		13,998						
Total IDENT Matches		191,399						

± Aliens who are charged with or convicted of a Level 1 offense

* Aliens who were charged with or convicted of any crime

3. Monthly Transmission Metrics



Data source: LESC-IIDS Data Match

4. Monthly Outcome Metrics

Submissions and IDENT Matches (From October 1, 2009 through February 28, 2010)				
Month	Total Jurisdictions Deployed	Submissions	IDENT Matches	Level 1 IDENT Matches±
Oct-09	92	162,550	18,301	1,807
Nov-09	105	171,089	18,928	1,664
Dec-09	108	182,283	18,378	1,848
Jan-10	116	202,002	18,175	1,863
Feb-10	118	195,029	17,212	1,926
Total	118	912,953	90,994	9,108

Enforcement Actions (From October 1, 2009 through February 28, 2010)				
Month	All		Level 1	
	Arrested or Detainers Issued after Interoperability Hit	Booked into ICE Custody	Arrested or Detainers Issued after Interoperability Hit	Booked into ICE Custody
Oct-09	4,402	3,124	952	542
Nov-09	4,401	2,975	882	515
Dec-09	4,405	2,741	963	480
Jan-10	4,403	2,495	875	415
Feb-10	3,945	1,534	851	273
Total	21,556	12,869	4,523	2,225

Removals (From October 1, 2009 through February 28, 2010)		
Month	Removals and Returns*	Level 1 Removals and Returns*
Oct-09	3,037	468
Nov-09	2,757	443
Dec-09	3,146	556
Jan-10	2,980	569
Feb-10	2,821	495
Total	14,741	2,531

± Aliens who are charged with or convicted of a Level 1 offense

* Aliens who were charged with or convicted of any crime

5. Outcome Metrics by State

Interoperability Statistics: U.S. States										
(From October 27, 2008 through February 28, 2010)										
State	Activation Date	Submissions	All				Level 1			
			IDENT Matches	Arrested or Detainers Issued after Interoperability Hit	Booked into ICE Custody	Removals and Returns*	Level 1 IDENT Matches±	Arrested or Detainers Issued after Interoperability Hit	Booked into ICE Custody	Removals and Returns*
TX	12/23/08	399,662	34,468	16,037	10,798	9,766	4,332	2,887	1,366	1,036
FL	5/26/09	346,961	47,449	4,320	3,350	2,307	4,135	828	615	289
AZ	1/22/09	327,756	34,043	11,076	7,710	7,162	3,767	2,507	1,115	945
CA	11/17/09	327,551	42,455	12,285	9,173	7,233	5,008	3,089	2,211	1,581
NC	11/24/09	119,482	13,645	2,115	1,639	1,188	439	228	136	85
PA	11/17/09	71,758	5,578	530	427	241	168	65	52	19
MI	12/22/09	33,558	553	164	87	53	45	27	9	4
MA	11/5/08	25,818	1,836	387	287	152	203	88	63	21
GA	10/27/09	20,093	2,703	622	401	176	155	81	35	12
VA	6/24/09	19,574	3,933	879	600	266	341	143	82	36
NM	11/12/08	13,011	959	285	134	103	84	40	12	11
OK	1/19/10	9,850	442	193	133	106	38	28	20	18
IL	11/3/09	9,070	1,045	226	49	21	35	16	6	1
OH	12/16/08	6,354	126	33	20	12	9	3	2	0
LA	10/27/08	5,884	252	79	67	48	7	4	2	3
MD	3/9/09	3,730	254	68	32	6	11	8	0	0
Total	10/27/08	1,740,112	189,741	49,299	34,907	28,840	18,777	10,042	5,726	4,061

± Aliens who are charged with or convicted of a Level 1 offense

* Aliens who were charged with or convicted of any crime

6. Frequently Asked Questions about Data

What is the Methodology for this Data Collection?

The data contained in this monthly report is based on a merge of LESC data and ICE enforcement data. The data is compiled to remove individuals who have their fingerprints submitted through IDENT/IAFIS Interoperability multiple times for the same encounter (e.g., an individual who is transferred from one correctional facility to another correctional facility and has fingerprints submitted at both locations). Data provided on a daily or weekly basis by LESC is not compiled. As a result, the cumulative number of Level 1s presented in this report is slightly lower than the data provided on a weekly basis.

Why does Past Data Change?

Data from previous months is subject to change based on three potential factors:

- New data from the IDENT Fingerprint Identification database allows for an increased number of IDENT/IAFIS Interoperability Queries to be joined to EID Case Files
- Case, arrest, or detainer information may be entered into the EID systems for the first time, or updated within the systems, resulting in IDENT/IAFIS Interoperability Queries from previous months being joined to cases for the first time
- Some interoperability queries have more than one LESC record with the same query ID. If the second (follow-up) query with the same ID falls in a different month than the original query, the follow-up query could provide updated data used for matching to EID data that was unavailable in the first query

Why are there U.S. Citizens (USC) in IDENT?

There are two types of USCs in IDENT. The first are individuals who were citizens when prints were collected and these individuals could be in IDENT for the following reasons:

- Active wants/warrants provided by CJIS
- An adoption involving USCIS
- Trusted traveler programs such as GES, IRT, NEXUS, SENTRI, FASTNORTH, FASTSOUTH
- Credentialing for TSA Aviation Workers

The second type of USCs in IDENT are individuals who were not citizens when prints were collected, but who subsequently became USCs, such as:

- A visa issued by DOS
- Benefits applicant through USCIS
- Entry or Exit through CBP
- Apprehension by ICE, USCG, or OBP

What applications are reviewed as part of the LESC query?

- SEVIS – Student & Exchange Visitor Information System
- NCIC – National Crime Information Center

-
-
-
-
-
-
-
-

b2 high, b7e

7. Interoperability Data Definitions

Interoperability Data Definitions	
Interoperability Submissions	All fingerprint submissions that have been processed through interoperability.
IDENT Matches	Individuals that had a match in the IDENT system and who were charged with or convicted of any level offense. These matches include USCs (U.S. Citizens) that have records in IDENT. IDENT Matches include duplicate entries for cases as an individual may go through interoperability several times for one unique case.
Level 1 IDENT Matches±	Aliens that had a match in the IDENT system and who were charged with or convicted of a Level 1 offense. Level 1 Matches include duplicate entries for cases as an individual may go through interoperability several times for one unique case.
Enforcement Actions	
Arrested or Detainers Issued after Interoperability Hit	Aliens that had been arrested or had detainers that were issued by ICE after IDENT/IAFIS Interoperability provided a response on the individual's immigration status to the field office. The detainer and arrest date are based on the month that the individual was checked via Interoperability, not the month the detainer was issued or arrest occurred.
Booked into ICE Custody	Aliens that had a match in IDENT, were charged with or convicted of a crime, and booked into ICE custody. The date the individual is booked into ICE custody is based on the month that the individual was checked via Interoperability, not the month they were booked into ICE custody.
Outcomes	
Removals and Returns*	Aliens that had a match in IDENT, were charged with or convicted of any crime, and was removed.
Other Definitions	
Activation Date	The date that interoperability was deployed to each area. A jurisdiction is not necessarily 100% covered at this date.
Total Jurisdictions Deployed	The total number of counties, parishes, or independent cities to which IDENT/IAFIS Interoperability has been deployed by the date of the report. A jurisdiction does not need to be 100% covered to be included in this count.
AOR	Area of Responsibility covered by a specific field office.

± Aliens who are charged with or convicted of a Level 1 offense

* Aliens who were charged with or convicted of any crime



IDENT/IAFIS Interoperability Statistics

Contents

1. Executive Summary
2. Metrics
3. Monthly Transmission Metrics
4. Monthly Outcome Metrics
5. Outcome Metrics by State
6. Frequently Asked Questions about Data
7. Interoperability Data Definitions

1. Executive Summary

IDENT/IAFIS Interoperability produced over 112,000 IDENT matches in the first six months of FY10 compared to 100,000 IDENT Matches in all of FY09. Since IDENT/IAFIS Interoperability was first activated in Harris County, TX, ICE on October 27, 2008, ICE has removed over 33,000 aliens charged with or convicted of a crime and over 4,900 aliens charged with or convicted of a Level 1 offense that were identified through IDENT/IAFIS Interoperability.

Deployment continues to be the primary driver for increased identifications. In the first six months of FY10, ICE deployed IDENT/IAFIS Interoperability to 47 new jurisdictions for a total of 135 jurisdictions in 17 states and 41% of the foreign born non-citizen population. ICE deployed IDENT/IAFIS Interoperability to 17 jurisdictions in March. The goal for the remainder of FY10 is to deploy IDENT/IAFIS Interoperability to an additional 135 jurisdictions for a total of 270 jurisdictions by the end of the Fiscal Year.

There were 21,063 IDENT matches in March compared to 17,212 IDENT matches in February. In March, SC observed 2,537 Level 1 matches compared to 1,934 Level 1 matches in February.

3,727 aliens identified through IDENT/IAFIS interoperability were removed from the country in March. Of these, 729 removals were aliens charged with or convicted of a Level 1 offense.

2. Metrics

- 11% of all Interoperability transmissions have resulted in an IDENT match since 10/27/2008.
- 10% of all IDENT matches have resulted in the identification of an alien charged with or convicted of a Level 1 offense since 10/27/2008.
- 82% of all IDENT matches have resulted in the identification of an alien charged with or convicted of a Level 2 or Level 3 offense since 10/27/2008.
- 8% of all IDENT matches have resulted in U.S. Citizen (USC) identification since 10/27/2008.

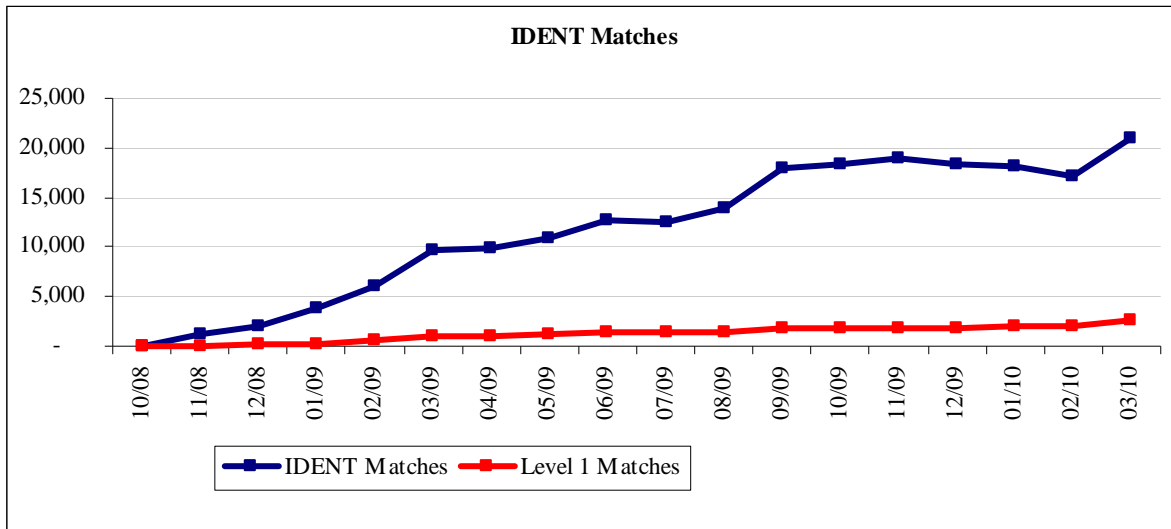
FYTD Interoperability Statistics (From October 1, 2009 through March 31, 2010)								
Interoperability Submissions	IDENT Matches		Arrested or Detainers Issued after Interoperability Hit		Booked into ICE Custody		Removals and Returns*	
1,153,390	Level 1 IDENT Matches±	11,837	Level 1	6,183	Level 1	3,128	Level 1	3,368
	Level 2/3 Matches	88,083	Level 2/3	22,012	Level 2/3	14,520	Level 2/3	15,723
	Subtotal	99,920	Total	28,195	Total	17,648	Total	19,091
	USC Matches	12,139						
	Total IDENT Matches	112,059						

Cumulative Interoperability Statistics (From October 27, 2008 through March 31, 2010)								
Interoperability Submissions	IDENT Matches		Arrested or Detainers Issued after Interoperability Hit		Booked into ICE Custody		Removals and Returns*	
1,981,509	Level 1 IDENT Matches±	21,736	Level 1	12,010	Level 1	6,884	Level 1	4,903
	Level 2/3 Matches	174,042	Level 2/3	44,538	Level 2/3	33,397	Level 2/3	28,423
	Subtotal	195,778	Total	56,548	Total	40,281	Total	33,326
	USC Matches	16,870						
	Total IDENT Matches	212,648						

± Aliens who are charged with or convicted of a Level 1 offense

* Aliens who were charged with or convicted of any crime

3. Monthly Transmission Metrics



Data source: LESC-IIDS Data Match

4. Monthly Outcome Metrics

Submissions and IDENT Matches (From October 1, 2009 through March 31, 2010)				
Month	Total Jurisdictions Deployed	Submissions	IDENT Matches	Level 1 IDENT Matches±
Oct-09	92	162,550	18,301	1,838
Nov-09	105	171,089	18,928	1,720
Dec-09	108	182,283	18,378	1,887
Jan-10	116	202,002	18,177	1,921
Feb-10	118	195,029	17,212	1,934
Mar-10	135	240,437	21,063	2,537
Total	135	1,153,390	112,059	11,837

Enforcement Actions (From October 1, 2009 through March 31, 2010)				
Month	All		Level 1	
	Arrested or Detainers Issued after Interoperability Hit	Booked into ICE Custody	Arrested or Detainers Issued after Interoperability Hit	Booked into ICE Custody
Oct-09	4,575	3,318	1,023	607
Nov-09	4,526	3,172	969	566
Dec-09	4,641	3,118	1,048	570
Jan-10	4,773	3,029	1,004	519
Feb-10	4,556	2,723	1,053	496
Mar-10	5,124	2,288	1,086	370
Total	28,195	17,648	6,183	3,128

Removals (From October 1, 2009 through March 31, 2010)		
Month	Removals and Returns*	Level 1 Removals and Returns*
Oct-09	3,043	467
Nov-09	2,757	446
Dec-09	3,172	563
Jan-10	3,069	583
Feb-10	3,323	580
Mar-10	3,727	729
Total	19,091	3,368

± Aliens who are charged with or convicted of a Level 1 offense

* Aliens who were charged with or convicted of any crime

5. Outcome Metrics by State

Interoperability Statistics: U.S. States										
(From October 27, 2008 through March 31, 2010)										
State	Activation Date	Submissions	All				Level 1			
			IDENT Matches	Arrested or Detainers Issued after Interoperability Hit	Booked into ICE Custody	Removals and Returns*	Level 1 IDENT Matches±	Arrested or Detainers Issued after Interoperability Hit	Booked into ICE Custody	Removals and Returns*
TX	10/27/08	446,040	39,889	18,296	12,351	11,135	5,196	3,603	1,636	1,242
CA	5/26/09	397,248	50,979	15,006	11,165	8,916	6,079	3,840	2,739	1,978
FL	1/22/09	386,273	50,291	4,749	3,590	2,514	4,501	945	675	326
AZ	12/23/08	354,202	37,044	11,943	8,484	7,890	4,116	2,737	1,314	1,095
NC	11/12/08	87,683	14,080	2,316	1,816	1,342	490	259	153	100
PA	12/16/08	79,421	5,797	589	476	268	198	82	59	24
MI	10/27/09	42,332	663	195	114	65	50	31	10	5
MA	11/5/08	27,391	1,948	422	311	168	215	97	71	23
GA	11/17/09	26,615	3,326	800	558	288	206	108	47	21
VA	3/9/09	21,738	4,294	980	687	316	373	161	98	44
NM	6/24/09	15,750	1,145	344	175	123	113	52	19	15
OK	11/3/09	12,953	539	249	186	146	44	32	27	22
IL	11/24/09	12,160	1,394	309	95	35	51	23	10	2
OH	1/19/10	11,452	251	69	62	41	24	8	4	3
LA	11/17/09	7,981	314	99	84	60	13	7	3	3
MD	12/22/09	5,863	402	107	60	19	18	7	1	0
UT	3/23/10	1,097	76	23	18	0	6	0	1	0
Total	10/27/08	1,936,199	212,432	56,496	40,232	33,326	21,693	11,992	6,867	4,903

± Aliens who are charged with or convicted of a Level 1 offense

* Aliens who were charged with or convicted of any crime

6. Frequently Asked Questions about Data

What is the Methodology for this Data Collection?

The data contained in this monthly report is based on a merge of LESC data and ICE enforcement data. The data is compiled to remove individuals who have their fingerprints submitted through IDENT/IAFIS Interoperability multiple times for the same encounter (e.g., an individual who is transferred from one correctional facility to another correctional facility and has fingerprints submitted at both locations). Data provided on a daily or weekly basis by LESC is not compiled. As a result, the cumulative number of Level 1s presented in this report is slightly lower than the data provided on a weekly basis.

Why does Past Data Change?

Data from previous months is subject to change based on three potential factors:

- New data from the IDENT Fingerprint Identification database allows for an increased number of IDENT/IAFIS Interoperability Queries to be joined to EID Case Files
- Case, arrest, or detainer information may be entered into the EID systems for the first time, or updated within the systems, resulting in IDENT/IAFIS Interoperability Queries from previous months being joined to cases for the first time
- Some interoperability queries have more than one LESC record with the same query ID. If the second (follow-up) query with the same ID falls in a different month than the original query, the follow-up query could provide updated data used for matching to EID data that was unavailable in the first query

Why are there U.S. Citizens (USC) in IDENT?

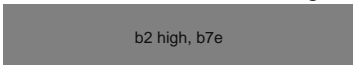
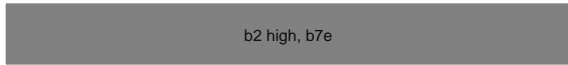

There are two types of USCs in IDENT. The first are individuals who were citizens when prints were collected and these individuals could be in IDENT for the following reasons:

- Active wants/warrants provided by CJIS
- An adoption involving USCIS
- Trusted traveler programs such as GES, IRT, NEXUS, SENTRI, FASTNORTH, FASTSOUTH
- Credentialing for TSA Aviation Workers

The second type of USCs in IDENT are individuals who were not citizens when prints were collected, but who subsequently became USCs, such as:

- A visa issued by DOS
- Benefits applicant through USCIS
- Entry or Exit through CBP
- Apprehension by ICE, USCG, or OBP

What applications are reviewed as part of the LESC query?

- SEVIS – Student & Exchange Visitor Information System
-  b2 high, b7e
- US-VISIT – U.S. Visitor and Immigrant Status Indicator Technology
-  b2 high, b7e
- NCIC – National Crime Information Center
-  b2 high, b7e
-
-
-
-
-
-
-
-

7. Interoperability Data Definitions

Interoperability Data Definitions	
Interoperability Submissions	All fingerprint submissions that have been processed through interoperability.
IDENT Matches	Individuals that had a match in the IDENT system and who were charged with or convicted of any level offense. These matches include USCs (U.S. Citizens) that have records in IDENT. IDENT Matches include duplicate entries for cases as an individual may go through interoperability several times for one unique case.
Level 1 IDENT Matches±	Aliens that had a match in the IDENT system and who were charged with or convicted of a Level 1 offense. Level 1 Matches include duplicate entries for cases as an individual may go through interoperability several times for one unique case.
Enforcement Actions	
Arrested or Detainers Issued after Interoperability Hit	Aliens that had been arrested or had detainers that were issued by ICE after IDENT/IAFIS Interoperability provided a response on the individual's immigration status to the field office. The detainer and arrest date are based on the month that the individual was checked via Interoperability, not the month the detainer was issued or arrest occurred.
Booked into ICE Custody	Aliens that had a match in IDENT, were charged with or convicted of a crime, and booked into ICE custody. The date the individual is booked into ICE custody is based on the month that the individual was checked via Interoperability, not the month they were booked into ICE custody.
Outcomes	
Removals and Returns*	Aliens that had a match in IDENT, were charged with or convicted of any crime, and was removed.
Other Definitions	
Activation Date	The date that interoperability was deployed to each area. A jurisdiction is not necessarily 100% covered at this date.
Total Jurisdictions Deployed	The total number of counties, parishes, or independent cities to which IDENT/IAFIS Interoperability has been deployed by the date of the report. A jurisdiction does not need to be 100% covered to be included in this count.
AOR	Area of Responsibility covered by a specific field office.

± Aliens who are charged with or convicted of a Level 1 offense

* Aliens who were charged with or convicted of any crime



IDENT/IAFIS Interoperability Statistics

Contents

1. Executive Summary
2. Metrics
3. Monthly Transmission Metrics
4. Monthly Outcome Metrics
5. Outcome Metrics by State
6. Frequently Asked Questions about Data
7. Interoperability Data Definitions

1. Executive Summary

IDENT/IAFIS Interoperability produced over 216,000 Alien IDENT matches in the first seven months of FY10 compared to 95,000 Alien IDENT Matches in all of FY09. Since IDENT/IAFIS Interoperability was first activated in Harris County, TX, ICE on October 27, 2008, ICE has removed over 20,000 criminal aliens and over 6,100 criminal aliens convicted of a Level 1 offense that were identified through IDENT/IAFIS Interoperability.

Deployment continues to be the primary driver for increased identifications. In the first seven months of FY10, ICE deployed IDENT/IAFIS Interoperability to 81 new jurisdictions for a total of 169 jurisdictions in 20 states and 49% of the foreign born non-citizen population. ICE deployed IDENT/IAFIS Interoperability to 34 jurisdictions in April. The goal for the remainder of FY10 is to deploy IDENT/IAFIS Interoperability to an additional 101 jurisdictions for a total of 270 jurisdictions by the end of the Fiscal Year.

There were 20,786 IDENT matches in April compared to 18,191 IDENT matches in March. In April, SC observed 2,799 Level 1 matches compared to 2,552 Level 1 matches in March.

3,703 aliens identified through IDENT/IAFIS interoperability were removed from the country in April. Of these, 750 removals were aliens charged with or convicted of a Level 1 offense.

2. Metrics

- 10% of all Interoperability transmissions have resulted in an Alien IDENT match since 10/27/2008.
- 11% of all Alien IDENT matches have resulted in the identification of an alien charged with or convicted of a Level 1 offense since 10/27/2008.
- 89% of all Alien IDENT matches have resulted in the identification of an alien charged with or convicted of a Level 2 or Level 3 offense since 10/27/2008.

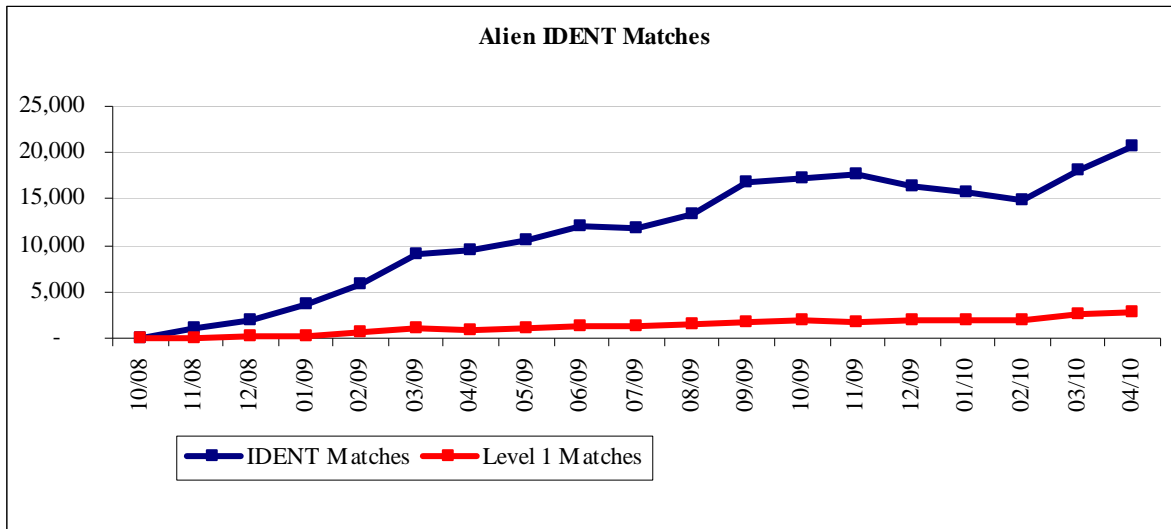
Interoperability Statistics							
Period	Interoperability Submissions	Level	Alien IDENT Matches	Arrested or Detainers Issued after Interoperability Hit	Booked into ICE Custody	Criminal Removals and Returns*	Non-Criminal Removals and Returns**
FY2010 YTD (10/09 - 04/10)	1,433,568	1	14,717	7,826	4,113	4,239	778
		2/3	106,128	27,452	18,328	8,715	9,332
		Total	120,845	35,278	22,441	12,954	10,110
Cumulative (10/08 - 04/10)	2,261,687	1	24,713	13,822	8,012	6,135	1,183
		2/3	191,792	50,228	37,466	14,390	15,697
		Total	216,505	64,050	45,478	20,525	16,880

± Aliens who are charged with or convicted of a Level 1 offense

* Criminal removal counts represent aliens convicted of a Level 1, Level 2, or Level 3 crime as determined by the conviction recorded within the Enforcement Integrated Database (EID)

** Non-Criminal removal counts represent aliens charged with a Level 1, Level 2, or Level 3 crime as determined by the LESC during the referral that do not have a conviction recorded within the Enforcement Integrated Database (EID)

3. Monthly Transmission Metrics



Data source: LESC-IIDS Data Match

4. Monthly Outcome Metrics

Submissions and IDENT Matches (From October 1, 2009 through April 30, 2010)					
Month	Total Jurisdictions Deployed	Alien Population Coverage %	Submissions	Alien IDENT Matches	Level 1 Alien IDENT Matches±
Oct-09	92	31.93%	162,550	17,148	1,846
Nov-09	105	34.73%	171,089	17,777	1,737
Dec-09	108	35.11%	182,283	16,401	1,915
Jan-10	116	36.84%	202,002	15,746	1,923
Feb-10	118	37.75%	195,029	14,796	1,945
Mar-10	135	41.35%	240,437	18,191	2,552
Apr-10	169	47.58%	280,178	20,786	2,799
Total	169	47.58%	1,433,568	120,845	14,717

Enforcement Actions (From October 1, 2009 through April 30, 2010)				
Month	All		Level 1	
	Arrested or Detainers Issued after Interoperability Hit	Booked into ICE Custody	Arrested or Detainers Issued after Interoperability Hit	Booked into ICE Custody
Oct-09	4,679	3,445	1,047	654
Nov-09	4,643	3,291	1,012	602
Dec-09	4,764	3,253	1,108	611
Jan-10	4,912	3,256	1,050	573
Feb-10	4,720	3,092	1,116	600
Mar-10	5,699	3,320	1,282	567
Apr-10	5,861	2,784	1,211	506
Total	35,278	22,441	7,826	4,113

Removals (From October 1, 2009 through April 30, 2010)				
Month	All		Level 1	
	Criminal Removals and Returns*	Non-Criminal Removals and Returns**	Level 1 Criminal Removals and Returns*	Level 1 Non-Criminal Removals and Returns**
Oct-09	1,701	1,345	564	87
Nov-09	1,542	1,220	529	76
Dec-09	1,768	1,409	583	109
Jan-10	1,679	1,389	578	122
Feb-10	1,883	1,452	619	105
Mar-10	2,287	1,686	737	158

Apr-10	2,094	1,609	629	121
Total	12,954	10,110	4,239	778

± Aliens who are charged with or convicted of a Level 1 offense

* Criminal removal counts represent aliens convicted of a Level 1, Level 2, or Level 3 crime as determined by the conviction recorded within the Enforcement Integrated Database (EID)

** Non-Criminal removal counts represent aliens charged with a Level 1, Level 2, or Level 3 crime as determined by the LESC during the referral that do not have a conviction recorded within the Enforcement Integrated Database (EID)

5. Outcome Metrics by State

Interoperability Statistics: U.S. States (From October 27, 2008 through April 30, 2010)												
State	Activation Date	Submissions	All					Level 1				
			Alien IDENT Matches	Arrested or Detainers Issued after Interoperability Hit	Booked into ICE Custody	Criminal Removals and Returns*	Non-Criminal Removals and Returns**	Level 1 Alien IDENT Matches±	Arrested or Detainers Issued after Interoperability Hit	Booked into ICE Custody	Criminal Removals and Returns*	Non-Criminal Removals and Returns**
AZ	12/23/08	380,293	37,264	12,845	9,202	3,947	4,637	4,430	2,937	1,467	958	277
CA	5/26/09	483,583	52,901	17,815	13,454	5,281	5,264	7,297	4,556	3,327	2,254	490
DE	4/20/10	898	10	0	0	0	0	3	0	0	0	0
FL	1/22/09	436,419	50,494	5,579	3,968	1,174	1,514	4,990	1,126	774	386	117
GA	11/17/09	33,136	3,822	981	700	189	191	262	134	56	40	4
HI	4/13/10	1,176	47	3	1	0	0	5	0	0	0	0
IL	11/24/09	19,202	1,771	440	126	26	25	80	42	13	10	1
LA	11/17/09	10,122	385	126	110	20	62	18	10	5	1	3
MD	12/22/09	8,411	534	168	94	8	23	35	22	3	1	1
MA	11/5/08	28,970	1,813	451	338	61	128	226	102	74	40	6
MI	10/27/09	50,786	655	234	132	37	44	61	43	14	7	1
NM	6/24/09	17,799	1,094	389	209	80	69	126	61	26	12	5
NC	11/12/08	144,027	14,313	2,502	1,973	600	884	531	279	167	185	38
OH	1/19/10	16,186	301	97	85	22	40	36	13	6	3	2
OK	11/3/09	16,224	638	326	248	112	81	55	40	33	29	1
OR	4/6/10	1,062	54	10	5	0	0	15	4	2	0	0
PA	12/16/08	87,261	5,693	647	513	147	156	217	87	65	36	4
TX	10/27/08	493,525	40,142	20,195	13,439	8,596	3,585	5,846	4,153	1,853	2,113	224
UT	3/23/10	4,618	289	132	86	17	26	51	28	15	2	0
VA	3/9/09	27,069	4,285	1,107	794	208	151	428	185	112	58	9
Total	10/27/08	2,260,767	216,505	64,047	45,477	20,525	16,880	24,712	13,822	8,012	6,135	1,183

± Aliens who are charged with or convicted of a Level 1 offense

* Criminal removal counts represent aliens convicted of a Level 1, Level 2, or Level 3 crime as determined by the conviction recorded within the Enforcement Integrated Database (EID)

** Non-Criminal removal counts represent aliens charged with a Level 1, Level 2, or Level 3 crime as determined by the LESC during the referral that do not have a conviction recorded within the Enforcement Integrated Database (EID)

6. Frequently Asked Questions about Data

What is the Methodology for this Data Collection?

The data contained in this monthly report is based on a merge of LESC data and ICE enforcement data. The data is compiled to remove individuals who have their fingerprints submitted through IDENT/IAFIS Interoperability multiple times for the same encounter (e.g., an individual who is transferred from one correctional facility to another correctional facility and has fingerprints submitted at both locations). Data provided on a daily or weekly basis by LESC is not compiled. As a result, the cumulative number of Level 1s presented in this report is slightly lower than the data provided on a weekly basis.

Why does Past Data Change?

Data from previous months is subject to change based on three potential factors:

- New data from the IDENT Fingerprint Identification database allows for an increased number of IDENT/IAFIS Interoperability Queries to be joined to EID Case Files
- Case, arrest, or detainer information may be entered into the EID systems for the first time, or updated within the systems, resulting in IDENT/IAFIS Interoperability Queries from previous months being joined to cases for the first time
- Some interoperability queries have more than one LESC record with the same query ID. If the second (follow-up) query with the same ID falls in a different month than the original query, the follow-up query could provide updated data used for matching to EID data that was unavailable in the first query

Why are there U.S. Citizens (USC) in IDENT?

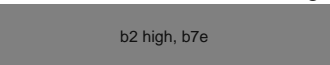
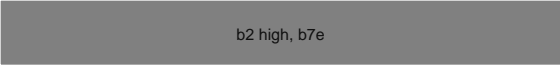

There are two types of USCs in IDENT. The first are individuals who were citizens when prints were collected and these individuals could be in IDENT for the following reasons:

- Active wants/warrants provided by CJIS
- An adoption involving USCIS
- Trusted traveler programs such as GES, IRT, NEXUS, SENTRI, FASTNORTH, FASTSOUTH
- Credentialing for TSA Aviation Workers

The second type of USCs in IDENT are individuals who were not citizens when prints were collected, but who subsequently became USCs, such as:

- A visa issued by DOS
- Benefits applicant through USCIS
- Entry or Exit through CBP
- Apprehension by ICE, USCG, or OBP

What applications are reviewed as part of the LESC query?

- SEVIS – Student & Exchange Visitor Information System
-  b2 high, b7e
- US-VISIT – U.S. Visitor and Immigrant Status Indicator Technology
-  b2 high, b7e
- NCIC – National Crime Information Center
-  b2 high, b7e
-
-
-
-
-
-
-
-

7. Interoperability Data Definitions

Interoperability Data Definitions	
Interoperability Submissions	All fingerprint submissions that have been processed through interoperability.
Alien IDENT Matches	Aliens that had a match in the IDENT system and who were charged with or convicted of any level offense. IDENT Matches include duplicate entries for cases as an individual may go through interoperability several times for one unique case.
Level 1 Alien IDENT Matches±	Aliens that had a match in the IDENT system and who were charged with or convicted of a Level 1 offense. Level 1 Matches include duplicate entries for cases as an individual may go through interoperability several times for one unique case.
Enforcement Actions	
Arrested or Detainers Issued after Interoperability Hit	Aliens that had been arrested or had detainers that were issued by ICE after IDENT/IAFIS Interoperability provided a response on the individual's immigration status to the field office. The detainer and arrest date are based on the month that the individual was checked via Interoperability, not the month the detainer was issued or arrest occurred.
Booked into ICE Custody	Aliens that had a match in IDENT, were charged with or convicted of a crime, and booked into ICE custody. The date the individual is booked into ICE custody is based on the month that the individual was checked via Interoperability, not the month they were booked into ICE custody.
Outcomes	
Criminal Removals and Returns*	Aliens that had a match in IDENT, were charged with any crime, and was removed. The level is based on the conviction recorded during the removal.
Non-Criminal Removals and Returns**	Aliens that had a match in IDENT, were convicted of any crime, and was removed. The level is based on the information provided by the LESC.
Other Definitions	
Alien Population Coverage %	The total alien population that is covered by interoperability.
Activation Date	The date that interoperability was deployed to each area. A jurisdiction is not necessarily 100% covered at this date.
Total Jurisdictions Deployed	The total number of counties, parishes, or independent cities to which IDENT/IAFIS Interoperability has been deployed by the date of the report. A jurisdiction does not need to be 100% covered to be included in this count.
AOR	Area of Responsibility covered by a specific field office.

± Aliens who are charged with or convicted of a Level 1 offense

* Criminal removal counts represent aliens convicted of a Level 1, Level 2, or Level 3 crime as determined by the conviction recorded within the Enforcement Integrated Database (EID)

** Non-Criminal removal counts represent aliens charged with a Level 1, Level 2, or Level 3 crime as determined by the LESC during the referral that do not have a conviction recorded within the Enforcement Integrated Database (EID)



IDENT/IAFIS Interoperability Statistics

Contents

1. Executive Summary
2. Metrics
3. Monthly Transmission Metrics
4. Monthly Outcome Metrics
5. Outcome Metrics by State
6. Frequently Asked Questions about Data
7. Interoperability Data Definitions

1. Executive Summary

IDENT/IAFIS Interoperability produced over 240,000 Alien IDENT matches in the first eight months of FY10 compared to 95,000 Alien IDENT Matches in all of FY09. Since IDENT/IAFIS Interoperability was first activated in Harris County, TX, ICE on October 27, 2008, ICE has removed over 30,000 criminal aliens and over 8,500 criminal aliens convicted of a Level 1 offense that were identified through IDENT/IAFIS Interoperability.

Deployment continues to be the primary driver for increased identifications. In the first eight months of FY10, ICE deployed IDENT/IAFIS Interoperability to 109 new jurisdictions for a total of 197 jurisdictions in 20 states and 51% of the foreign born non-citizen population. ICE deployed IDENT/IAFIS Interoperability to 28 jurisdictions in May. The goal for the remainder of FY10 is to deploy IDENT/IAFIS Interoperability to an additional 73 jurisdictions for a total of 270 jurisdictions by the end of the Fiscal Year.

There were 23,412 Alien IDENT matches in May compared to 20,871 Alien IDENT matches in April. In May, SC observed 3,592 Level 1 matches compared to 3,507 Level 1 matches in April.

4,012 aliens identified through IDENT/IAFIS interoperability were removed from the country in May. Of these, 826 removals were aliens convicted of a Level 1 offense.

2. Metrics

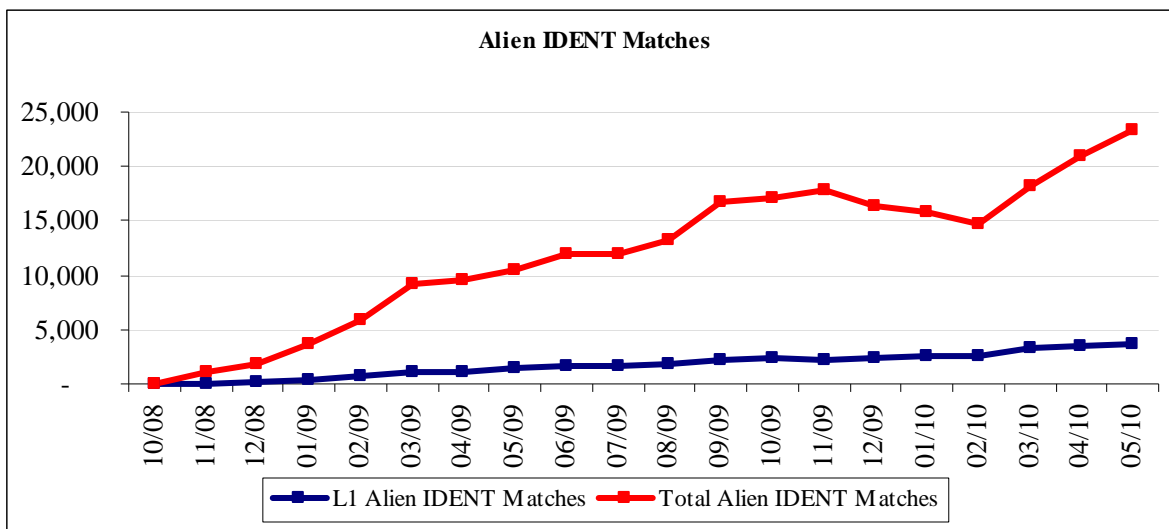
- 9% of all Interoperability transmissions have resulted in an Alien IDENT match since 10/27/2008.
- 15% of all Alien IDENT matches have resulted in the identification of an alien charged with or convicted of a Level 1 offense since 10/27/2008.
- 85% of all Alien IDENT matches have resulted in the identification of an alien charged with or convicted of a Level 2 or Level 3 offense since 10/27/2008.

		Cumulative (10/08 - 05/10)	FY2010 YTD (10/09 - 05/10)	FY2009
Submissions	Total	2,579,862	1,751,743	828,119
Alien IDENT Matches*	LESC L1	34,943	22,528	12,415
	LESC L2/3	205,177	121,816	83,361
	Total	240,120	144,344	95,776
Administratively Arrested or Booked into ICE Custody**	L1	15,346	8,277	7,069
	L2	26,512	13,193	13,319
	L3	7,001	3,502	3,499
	Non-Criminal	18,411	11,918	6,493
	Total	67,270	36,890	30,380
Removals and Returns**	L1	8,584	6,050	2,534
	L2	17,113	10,820	6,293
	L3	5,149	3,150	1,999
	Non-Criminal	11,109	7,597	3,512
	Total	41,955	27,617	14,338

* Aliens who are charged with or convicted of a Level 1 or Level2/3 offense as determined by the LESG during the referral include duplicate matches for aliens

** Aliens are classified by level based on conviction information available in EID

3. Monthly Transmission Metrics



Data source: LESG-IIDS Data Match

4. Monthly Outcome Metrics

Submissions and IDENT Matches																
(From October 1, 2009 through May 31, 2010)																
Month	Total Jurisdictions Deployed	Alien Population Coverage %	Submissions	Alien IDENT Matches*			Administratively Arrested or Booked into ICE Custody**					Removals and Returns**				
				LESC L1	LESC L2/3	Total	L1	L2	L3	Non-Crim	Total	L1	L2	L3	Non-Crim	Total
Oct-09	92	31.93%	162,550	2,405	14,743	17,148	1,179	1,855	555	1,116	4,705	702	1,267	408	671	3,048
Nov-09	105	34.73%	171,089	2,255	15,522	17,777	1,135	1,890	482	1,121	4,628	677	1,150	371	563	2,761
Dec-09	108	35.11%	182,283	2,478	13,923	16,401	1,058	1,737	502	1,207	4,504	722	1,354	410	695	3,181
Jan-10	116	36.84%	202,002	2,499	13,249	15,748	1,041	1,754	455	1,228	4,478	720	1,285	379	684	3,068
Feb-10	118	37.75%	195,029	2,489	12,307	14,796	950	1,579	414	1,366	4,309	775	1,390	404	770	3,339
Mar-10	135	41.35%	240,437	3,303	14,888	18,191	1,011	1,685	434	1,867	4,997	900	1,683	454	958	3,995
Apr-10	169	47.58%	280,178	3,507	17,364	20,871	1,049	1,574	373	2,217	5,213	728	1,311	367	1,807	4,213
May-10	197	51.03%	318,175	3,592	19,820	23,412	854	1,119	287	1,796	4,056	826	1,380	357	1,449	4,012
Total	197	51.03%	1,751,743	22,528	121,816	144,344	8,277	13,193	3,502	11,918	36,890	6,050	10,820	3,150	7,597	27,617

* Aliens who are charged with or convicted of a Level 1 or Level2/3 offense as determined by the LESL during the referral include duplicate matches for aliens

** Aliens are classified by level based on conviction information available in EID

5. Outcome Metrics by State

Interoperability Statistics: U.S. States															
(From October 27, 2008 through May 31, 2010)															
State	Activation Date	Submissions	Alien IDENT Matches*			Administratively Arrested or Booked into ICE Custody**					Removals and Returns**				
			LESC L1	LESC L2/3	Total	L1	L2	L3	Non-Crim	Total	L1	L2	L3	Non-Crim	Total
AZ	12/23/08	404,769	7,224	32,212	39,436	2,764	7,051	2,086	5,171	17,072	1,320	3,496	1,341	3,079	9,236
CA	5/26/09	588,408	10,736	52,278	63,014	6,409	7,610	1,979	5,677	21,675	3,438	4,599	1,256	3,176	12,469
DE	4/20/10	3,117	6	44	50	0	1	0	1	2	0	0	0	0	0
FL	1/22/09	491,699	7,164	46,705	53,869	1,453	1,734	385	1,742	5,314	589	1,000	287	1,104	2,980
GA	11/17/09	39,452	338	4,111	4,449	95	314	56	463	928	57	194	40	192	483
HI	4/13/10	3,130	10	120	130	0	0	0	5	5	0	0	0	0	0
IL	11/24/09	28,322	137	2,296	2,433	24	35	10	137	206	13	24	7	47	91
LA	11/17/09	13,196	36	445	481	5	29	20	111	165	2	19	12	60	93
MD	12/22/09	11,368	50	630	680	14	20	8	125	167	3	8	7	25	43
MA	11/5/08	30,594	289	1,623	1,912	134	65	22	196	417	48	30	19	105	202
MI	10/27/09	59,002	93	672	765	34	55	11	94	194	14	30	9	47	100
NM	6/24/09	20,524	162	1,079	1,241	37	73	58	108	276	15	43	45	77	180
NC	11/12/08	156,244	654	14,130	14,784	436	705	281	951	2,373	265	512	249	572	1,598
OH	1/19/10	21,579	44	360	404	11	33	12	63	119	4	22	5	50	81
OK	11/3/09	19,381	65	689	754	47	126	21	142	336	41	99	13	101	254
OR	4/6/10	3,882	49	151	200	8	5	2	19	34	1	1	1	2	5
PA	12/16/08	95,157	300	5,617	5,917	135	241	97	363	836	43	92	47	142	324
TX	10/27/08	542,526	6,868	37,030	43,898	3,468	7,899	1,826	2,590	15,783	2,641	6,750	1,749	2,183	13,323
UT	3/23/10	8,582	88	412	500	37	62	8	71	178	11	34	5	52	102
VA	3/9/09	38,010	625	4,457	5,082	235	454	119	382	1,190	79	160	57	95	391
Total	10/27/08	2,578,942	34,938	205,061	239,999	15,346	26,512	7,001	18,411	67,270	8,584	17,113	5,149	11,109	41,955

* Aliens who are charged with or convicted of a Level 1 or Level2/3 offense as determined by the LESG during the referral include duplicate matches for aliens

** Aliens are classified by level based on conviction information available in EID

6. Frequently Asked Questions about Data

What is the Methodology for this Data Collection?

The data contained in this monthly report is based on a merge of LESC data and ICE enforcement data. The data is compiled to remove individuals who have their fingerprints submitted through IDENT/IAFIS Interoperability multiple times for the same encounter (e.g., an individual who is transferred from one correctional facility to another correctional facility and has fingerprints submitted at both locations). Data provided on a daily or weekly basis by LESC is not compiled. As a result, the cumulative number of Level 1s presented in this report is slightly lower than the data provided on a weekly basis.

Why does Past Data Change?

Data from previous months is subject to change based on three potential factors:

- New data from the IDENT Fingerprint Identification database allows for an increased number of IDENT/IAFIS Interoperability Queries to be joined to EID Case Files
- Case, arrest, or detainer information may be entered into the EID systems for the first time, or updated within the systems, resulting in IDENT/IAFIS Interoperability Queries from previous months being joined to cases for the first time
- Some interoperability queries have more than one LESC record with the same query ID. If the second (follow-up) query with the same ID falls in a different month than the original query, the follow-up query could provide updated data used for matching to EID data that was unavailable in the first query

Why are there U.S. Citizens (USC) in IDENT?

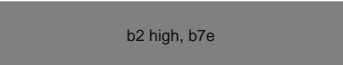
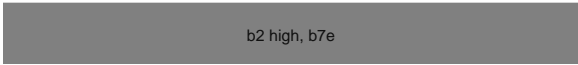

There are two types of USCs in IDENT. The first are individuals who were citizens when prints were collected and these individuals could be in IDENT for the following reasons:

- Active wants/warrants provided by CJIS
- An adoption involving USCIS
- Trusted traveler programs such as GES, IRT, NEXUS, SENTRI, FASTNORTH, FASTSOUTH
- Credentialing for TSA Aviation Workers

The second type of USCs in IDENT are individuals who were not citizens when prints were collected, but who subsequently became USCs, such as:

- A visa issued by DOS
- Benefits applicant through USCIS
- Entry or Exit through CBP
- Apprehension by ICE, USCG, or OBP

What applications are reviewed as part of the LESC query?

- Visitor Information System
-  b2 high, b7e
- US-VISIT – U.S. Visitor and Immigrant Status Indicator Technology
-  b2 high, b7e
- NCIC – National Crime Information Center
-  b2 high, b7e

7. Interoperability Data Definitions

Interoperability Data Definitions	
Interoperability Submissions	All fingerprint submissions that have been processed through interoperability.
Alien IDENT Matches*	Aliens that had a match in the IDENT system and who were charged with or convicted of any level offense. IDENT Matches include duplicate entries for cases as an individual may go through interoperability several times for one unique case.
Enforcement Actions	
Administratively Arrested or Booked into ICE Custody**	Aliens that had a match in IDENT, were charged with or convicted of a crime, and booked into ICE custody or administratively arrested by ICE. The date the individual is booked into ICE custody or administratively arrested is based on the month that the individual was checked via Interoperability, not the month they were administratively arrested or booked into ICE custody.
Outcomes	
Removals and Returns**	Aliens that had a match in IDENT and was removed. The level is based on the conviction recorded during the removal.
Other Definitions	
Alien Population Coverage %	The total alien population that is covered by interoperability.
Activation Date	The date that interoperability was deployed to each area. A jurisdiction is not necessarily 100% covered at this date.
Total Jurisdictions Deployed	The total number of counties, parishes, or independent cities to which IDENT/IAFIS Interoperability has been deployed by the date of the report. A jurisdiction does not need to be 100% covered to be included in this count.
AOR	Area of Responsibility covered by a specific field office.

* Aliens who are charged with or convicted of a Level 1 or Level2/3 offense as determined by the LESC during the referral include duplicate matches for aliens

** Aliens are classified by level based on conviction information available in EID



IDENT/IAFIS Interoperability Statistics

Contents

1. Executive Summary
2. Metrics
3. Monthly Transmission Metrics
4. Monthly Outcome Metrics
5. Outcome Metrics by State
6. Frequently Asked Questions about Data
7. Interoperability Data Definitions

1. Executive Summary

IDENT/IAFIS Interoperability produced over 262,000 Alien IDENT matches in the first nine months of FY10 compared to 95,000 Alien IDENT Matches in all of FY09. Since IDENT/IAFIS Interoperability was first activated in Harris County, TX, ICE on October 27, 2008, ICE has removed over 34,000 criminal aliens and over 9,800 criminal aliens convicted of a Level 1 offense that were identified through IDENT/IAFIS Interoperability.

Deployment continues to be the primary driver for increased identifications. In the first nine months of FY10, ICE deployed IDENT/IAFIS Interoperability to 314 new jurisdictions for a total of 402 jurisdictions in 24 states and 54% of the foreign born non-citizen population. ICE deployed IDENT/IAFIS Interoperability to 205 jurisdictions in June. The goal for the remainder of FY10 is to deploy IDENT/IAFIS Interoperability to an additional -132 jurisdictions for a total of 270 jurisdictions by the end of the Fiscal Year.

There were 22,813 Alien IDENT matches in June compared to 23,492 Alien IDENT matches in May. In June, SC observed 3,615 Level 1 matches compared to 3,669 Level 1 matches in May.

4,475 aliens identified through IDENT/IAFIS interoperability were removed from the country in June. Of these, 1,081 removals were aliens convicted of a Level 1 offense.

2. Metrics

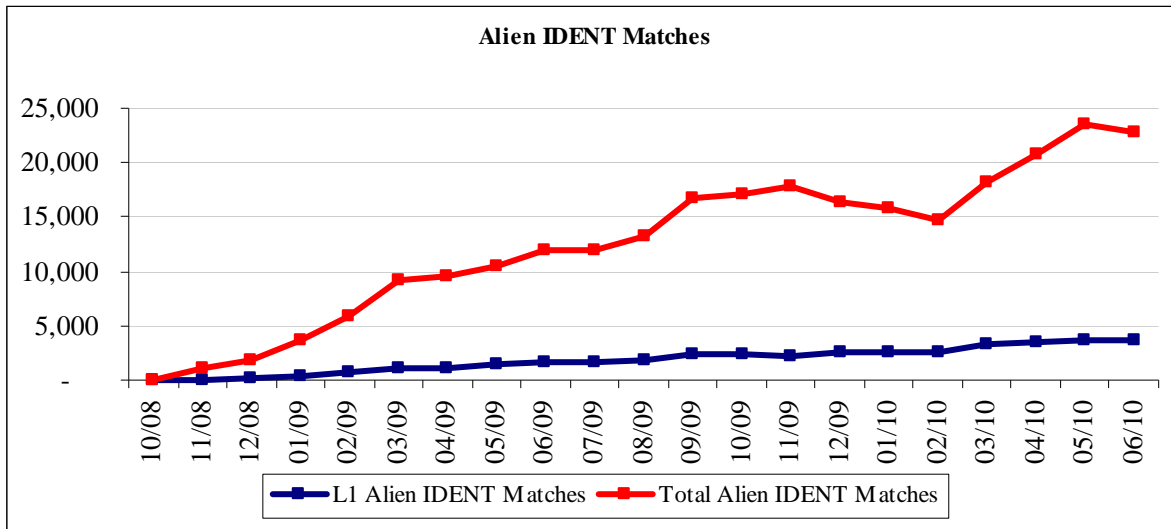
- 9% of all Interoperability transmissions have resulted in an Alien IDENT match since 10/27/2008.
- 15% of all Alien IDENT matches have resulted in the identification of an alien charged with or convicted of a Level 1 offense since 10/27/2008.
- 85% of all Alien IDENT matches have resulted in the identification of an alien charged with or convicted of a Level 2 or Level 3 offense since 10/27/2008.

		Cumulative (10/08 - 06/10)	FY2010 YTD (10/09 - 06/10)	FY2009
Submissions	Total	2,910,515	2,082,396	828,119
Alien IDENT Matches*	LESC L1	39,059	26,503	12,556
	LESC L2/3	223,871	140,651	83,220
	Total	262,930	167,154	95,776
Administratively Arrested or Booked into ICE Custody**	L1	21,810	12,632	9,178
	L2	33,868	19,049	14,819
	L3	8,635	4,823	3,812
	Non-Criminal	24,706	16,978	7,728
	Total	89,019	53,482	35,537
Removals and Returns**	L1	9,831	7,286	2,545
	L2	19,134	12,826	6,308
	L3	5,671	3,669	2,002
	Non-Criminal	12,293	8,812	3,481
	Total	46,929	32,593	14,336

* Aliens who are charged with or convicted of a Level 1 or Level2/3 offense as determined by the LESL during the referral include duplicate matches for aliens

** Aliens are classified by level based on conviction information available in EID

3. Monthly Transmission Metrics



Data source: LESC-IIDS Data Match

4. Monthly Outcome Metrics

Submissions and IDENT Matches (From October 1, 2009 through June 30, 2010)																
Month	Total Jurisdictions Deployed	Alien Population Coverage %	Submissions	Alien IDENT Matches*			Administratively Arrested or Booked into ICE Custody**					Removals and Returns**				
				LESC L1	LESC L2/3	Total	L1	L2	L3	Non-Crim	Total	L1	L2	L3	Non-Crim	Total
Oct-09	92	31.93%	162,550	2,451	14,697	17,148	1,474	2,204	674	1,235	5,587	703	1,290	421	636	3,050
Nov-09	105	34.73%	171,089	2,294	15,483	17,777	1,409	2,259	567	1,301	5,536	680	1,172	380	539	2,771
Dec-09	108	35.11%	182,283	2,504	13,897	16,401	1,449	2,257	620	1,493	5,819	727	1,397	419	647	3,190
Jan-10	116	36.84%	202,002	2,537	13,211	15,748	1,422	2,216	552	1,552	5,742	732	1,311	391	638	3,072
Feb-10	118	37.75%	195,029	2,539	12,257	14,796	1,274	2,076	500	1,715	5,565	781	1,430	409	721	3,341
Mar-10	135	41.35%	240,437	3,341	14,850	18,191	1,463	2,271	584	2,260	6,578	907	1,715	461	931	4,014
Apr-10	169	47.58%	280,178	3,553	17,235	20,788	1,529	2,224	522	2,774	7,049	752	1,370	394	1,752	4,268
May-10	197	51.03%	318,175	3,669	19,823	23,492	1,629	2,240	494	2,771	7,134	923	1,523	399	1,567	4,412
Jun-10	402	53.84%	330,653	3,615	19,198	22,813	983	1,302	310	1,877	4,472	1,081	1,618	395	1,381	4,475
Total	402	53.84%	2,082,396	26,503	140,651	167,154	12,632	19,049	4,823	16,978	53,482	7,286	12,826	3,669	8,812	32,593

* Aliens who are charged with or convicted of a Level 1 or Level2/3 offense as determined by the LESL during the referral include duplicate matches for aliens

** Aliens are classified by level based on conviction information available in EID

5. Outcome Metrics by State

Interoperability Statistics: U.S. States															
(From October 27, 2008 through June 30, 2010)															
State	Activation Date	Submissions	Alien IDENT Matches*			Administratively Arrested or Booked into ICE Custody**					Removals and Returns**				
			LESC L1	LESC L2/3	Total	L1	L2	L3	Non-Crim	Total	L1	L2	L3	Non-Crim	Total
AZ	12/23/08	428,459	7,711	33,769	41,480	5,830	9,843	2,575	5,732	23,980	1,483	3,976	1,495	2,946	9,900
CA	5/26/09	692,360	12,539	60,262	72,801	8,378	10,071	2,462	7,781	28,692	4,128	5,391	1,429	3,875	14,823
CT	6/29/10	95	1	3	4	0	0	0	0	0	0	0	0	0	0
DE	4/20/10	6,101	8	115	123	2	6	0	6	14	0	0	0	1	1
FL	1/22/09	551,975	7,778	49,633	57,411	1,932	2,080	417	2,459	6,888	663	1,094	296	1,215	3,268
GA	11/17/09	45,602	408	4,597	5,005	148	413	77	760	1,398	74	258	51	241	624
HI	4/13/10	4,996	13	179	192	1	0	2	3	6	0	0	2	1	3
ID	6/3/10	2,105	5	76	81	3	12	0	5	20	1	1	0	0	2
IL	11/24/09	36,655	170	2,806	2,976	31	67	19	404	521	16	32	8	64	120
LA	11/17/09	18,617	51	558	609	5	36	24	139	204	3	23	13	71	110
MD	12/22/09	12,627	49	725	774	18	26	9	158	211	4	11	7	42	64
MA	11/5/08	32,119	310	1,703	2,013	174	75	23	235	507	52	31	19	115	217
MI	10/27/09	67,481	101	783	884	39	60	12	117	228	14	30	9	61	114
NM	6/24/09	22,921	193	1,180	1,373	49	84	86	162	381	19	49	53	86	207
NC	11/12/08	168,550	707	14,464	15,171	590	861	295	1,418	3,164	304	553	257	622	1,736
OH	1/19/10	25,953	57	442	499	14	43	21	79	157	7	36	15	56	114
OK	11/3/09	22,722	86	776	862	63	145	24	180	412	48	106	17	120	291
OR	4/6/10	7,520	96	312	408	31	18	3	45	97	4	1	2	10	17
PA	12/16/08	102,549	329	5,778	6,107	178	293	95	469	1,035	48	99	48	159	354
SD	6/22/10	327	1	7	8	0	0	0	0	0	0	0	0	0	0
TN	6/17/10	2,731	1	53	54	0	0	0	2	2	0	0	0	0	0
TX	10/27/08	587,972	7,540	39,703	47,243	3,947	9,063	2,341	3,961	19,312	2,848	7,200	1,883	2,423	14,354
UT	3/23/10	13,405	157	644	801	70	87	19	106	282	23	52	7	69	151
VA	3/9/09	55,753	743	5,184	5,927	307	582	130	483	1,502	92	191	60	116	459
Total	10/27/08	2,909,595	39,054	223,752	262,806	21,810	33,865	8,634	24,704	89,013	9,831	19,134	5,671	12,293	46,929

* Aliens who are charged with or convicted of a Level 1 or Level2/3 offense as determined by the LESG during the referral include duplicate matches for aliens

** Aliens are classified by level based on conviction information available in EID

6. Frequently Asked Questions about Data

What is the Methodology for this Data Collection?

The data contained in this monthly report is based on a merge of LESC data and ICE enforcement data. The data is compiled to remove individuals who have their fingerprints submitted through IDENT/IAFIS Interoperability multiple times for the same encounter (e.g., an individual who is transferred from one correctional facility to another correctional facility and has fingerprints submitted at both locations). Data provided on a daily or weekly basis by LESC is not compiled. As a result, the cumulative number of Level 1s presented in this report is slightly lower than the data provided on a weekly basis.

Why does Past Data Change?

Data from previous months is subject to change based on three potential factors:

- New data from the IDENT Fingerprint Identification database allows for an increased number of IDENT/IAFIS Interoperability Queries to be joined to EID Case Files
- Case, arrest, or detainer information may be entered into the EID systems for the first time, or updated within the systems, resulting in IDENT/IAFIS Interoperability Queries from previous months being joined to cases for the first time
- Some interoperability queries have more than one LESC record with the same query ID. If the second (follow-up) query with the same ID falls in a different month than the original query, the follow-up query could provide updated data used for matching to EID data that was unavailable in the first query

Why are there U.S. Citizens (USC) in IDENT?

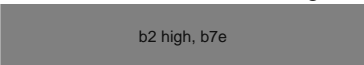
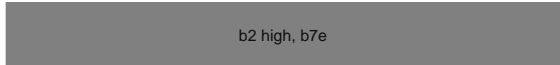


There are two types of USCs in IDENT. The first are individuals who were citizens when prints were collected and these individuals could be in IDENT for the following reasons:

- Active wants/warrants provided by CJIS
- An adoption involving USCIS
- Trusted traveler programs such as GES, IRT, NEXUS, SENTRI, FASTNORTH, FASTSOUTH
- Credentialing for TSA Aviation Workers

The second type of USCs in IDENT are individuals who were not citizens when prints were collected, but who subsequently became USCs, such as:

- Visa applicant through DOS
- Benefits applicant through USCIS
- Entry or Exit through CBP
- Apprehension by ICE, CBP-OFO, USCG, or OBP

What applications are reviewed as part of the LESC query?

- SEVIS – Student & Exchange Visitor Information System
-  b2 high, b7e
-  b2 high, b7e
- NCIC – National Crime Information Center
-  b2 high, b7e
- 

7. Interoperability Data Definitions

Interoperability Data Definitions	
Interoperability Submissions	All fingerprint submissions that have been processed through interoperability.
Alien IDENT Matches*	Aliens that had a match in the IDENT system and who were charged with or convicted of any level offense. IDENT Matches include duplicate entries for cases as an individual may go through interoperability several times for one unique case.
Enforcement Actions	
Administratively Arrested or Booked into ICE Custody**	Aliens that had a match in IDENT, were charged with or convicted of a crime, and booked into ICE custody or administratively arrested by ICE. The date the individual is booked into ICE custody or administratively arrested is based on the month that the individual was checked via Interoperability, not the month they were administratively arrested or booked into ICE custody.
Outcomes	
Removals and Returns**	Aliens that had a match in IDENT and was removed. The level is based on the conviction recorded during the removal.
Other Definitions	
Alien Population Coverage %	The total alien population that is covered by interoperability.
Activation Date	The date that interoperability was deployed to each area. A jurisdiction is not necessarily 100% covered at this date.
Total Jurisdictions Deployed	The total number of counties, parishes, or independent cities to which IDENT/IAFIS Interoperability has been deployed by the date of the report. A jurisdiction does not need to be 100% covered to be included in this count.
AOR	Area of Responsibility covered by a specific field office.

* Aliens who are charged with or convicted of a Level 1 or Level2/3 offense as determined by the LESC during the referral include duplicate matches for aliens

** Aliens are classified by level based on conviction information available in EID



IDENT/IAFIS Interoperability Statistics

Contents

1. Executive Summary
2. Metrics
3. Monthly Transmission Metrics
4. Monthly Outcome Metrics
5. Outcome Metrics by State
6. Frequently Asked Questions about Data
7. Interoperability Data Definitions

1. Executive Summary

IDENT/IAFIS Interoperability produced over 262,000 Alien IDENT matches in the first twenty one months of FY10 compared to 95,000 Alien IDENT Matches in all of FY09. Since IDENT/IAFIS Interoperability was first activated in Harris County, TX, ICE on October 27, 2008, ICE has removed over 34,000 criminal aliens and over 9,800 criminal aliens convicted of a Level 1 offense that were identified through IDENT/IAFIS Interoperability.

Deployment continues to be the primary driver for increased identifications. In the first twenty one months of FY10, ICE deployed IDENT/IAFIS Interoperability to 314 new jurisdictions for a total of 402 jurisdictions in 24 states and 54% of the foreign born non-citizen population. ICE deployed IDENT/IAFIS Interoperability to 205 jurisdictions in June. The goal for the remainder of FY10 is to deploy IDENT/IAFIS Interoperability to an additional -132 jurisdictions for a total of 270 jurisdictions by the end of the Fiscal Year.

There were 22,813 Alien IDENT matches in June compared to 23,492 Alien IDENT matches in May. In June, SC observed 3,615 Level 1 matches compared to 3,669 Level 1 matches in May.

4,475 aliens identified through IDENT/IAFIS interoperability were removed from the country in June. Of these, 1,081 removals were aliens convicted of a Level 1 offense.

2. Metrics

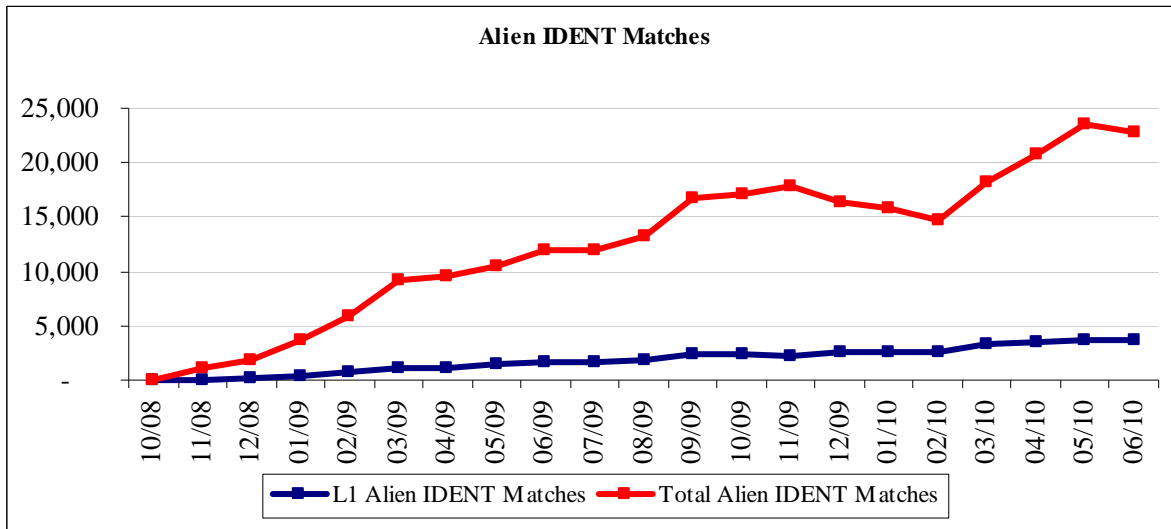
- 9% of all Interoperability transmissions have resulted in an Alien IDENT match since 10/27/2008.
- 15% of all Alien IDENT matches have resulted in the identification of an alien charged with or convicted of a Level 1 offense since 10/27/2008.
- 85% of all Alien IDENT matches have resulted in the identification of an alien charged with or convicted of a Level 2 or Level 3 offense since 10/27/2008.

		Cumulative (10/08 - 06/10)	FY2010 YTD (10/09 - 06/10)	FY2009
Submissions	Total	2,910,515	2,082,396	828,119
Alien IDENT Matches*	LESC L1	39,059	26,503	12,556
	LESC L2/3	223,871	140,651	83,220
	Total	262,930	167,154	95,776
Administratively Arrested or Booked into ICE Custody**	L1	21,810	12,632	9,178
	L2	33,868	19,049	14,819
	L3	8,635	4,823	3,812
	Non-Criminal	24,706	16,978	7,728
	Total	89,019	53,482	35,537
Removals and Returns**	L1	9,831	7,286	2,545
	L2	19,134	12,826	6,308
	L3	5,671	3,669	2,002
	Non-Criminal	12,293	8,812	3,481
	Total	46,929	32,593	14,336

* Aliens who are charged with or convicted of a Level 1 or Level2/3 offense as determined by the LESL during the referral include duplicate matches for aliens

** Aliens are classified by level based on conviction information available in EID

3. Monthly Transmission Metrics



Data source: LESC-IIDS Data Match

4. Monthly Outcome Metrics

Submissions and IDENT Matches																
(From October 27, 2008 through June 30, 2010)																
Month	Total Jurisdictions Deployed	Alien Population Coverage %	Submissions	Alien IDENT Matches*			Administratively Arrested or Booked into ICE Custody**					Removals and Returns**				
				LESC L1	LESC L2/3	Total	L1	L2	L3	Non-Crim	Total	L1	L2	L3	Non-Crim	Total
Oct-08	1	3.01%	920	7	61	68	11	14	3	4	32	0	0	0	0	0
Nov-08	7	6.00%	11,930	81	1,065	1,146	100	254	60	79	493	6	32	5	13	56
Dec-08	14	6.34%	17,044	100	1,814	1,914	206	405	136	107	854	33	93	29	43	198
Jan-09	31	9.61%	33,852	288	3,347	3,635	377	786	190	287	1,640	97	230	77	84	488
Feb-09	47	13.74%	54,506	652	5,207	5,859	604	1,149	298	495	2,546	150	466	158	228	1,002
Mar-09	48	13.82%	72,726	1,167	8,023	9,190	890	1,365	347	703	3,305	187	527	190	247	1,151
Apr-09	48	13.82%	75,981	1,180	8,294	9,474	840	1,341	288	701	3,170	180	601	205	346	1,332
May-09	50	15.28%	80,276	1,441	9,061	10,502	886	1,478	351	767	3,482	210	561	187	361	1,319
Jun-09	70	18.48%	99,087	1,714	10,318	12,032	1,148	1,824	475	969	4,416	330	851	250	431	1,862
Jul-09	77	19.62%	107,037	1,742	10,137	11,879	1,144	1,840	546	1,049	4,579	389	915	306	549	2,159
Aug-09	80	30.02%	120,947	1,854	11,411	13,265	1,349	2,080	539	1,204	5,172	347	933	268	535	2,083
Sep-09	88	31.10%	153,813	2,330	14,482	16,812	1,623	2,283	579	1,363	5,848	616	1,099	327	644	2,686
Oct-09	92	31.93%	162,550	2,451	14,697	17,148	1,474	2,204	674	1,235	5,587	703	1,290	421	636	3,050
Nov-09	105	34.73%	171,089	2,294	15,483	17,777	1,409	2,259	567	1,301	5,536	680	1,172	380	539	2,771
Dec-09	108	35.11%	182,283	2,504	13,897	16,401	1,449	2,257	620	1,493	5,819	727	1,397	419	647	3,190
Jan-10	116	36.84%	202,002	2,537	13,211	15,748	1,422	2,216	552	1,552	5,742	732	1,311	391	638	3,072
Feb-10	118	37.75%	195,029	2,539	12,257	14,796	1,274	2,076	500	1,715	5,565	781	1,430	409	721	3,341
Mar-10	135	41.35%	240,437	3,341	14,850	18,191	1,463	2,271	584	2,260	6,578	907	1,715	461	931	4,014
Apr-10	169	47.58%	280,178	3,553	17,235	20,788	1,529	2,224	522	2,774	7,049	752	1,370	394	1,752	4,268
May-10	197	51.03%	318,175	3,669	19,823	23,492	1,629	2,240	494	2,771	7,134	923	1,523	399	1,567	4,412
Jun-10	402	53.84%	330,653	3,615	19,198	22,813	983	1,302	310	1,877	4,472	1,081	1,618	395	1,381	4,475
Total	402	53.84%	2,910,515	39,059	223,871	262,930	21,810	33,868	8,635	24,706	89,019	9,831	19,134	5,671	12,293	46,929

* Aliens who are charged with or convicted of a Level 1 or Level2/3 offense as determined by the LESOC during the referral include duplicate matches for aliens

** Aliens are classified by level based on conviction information available in EID

5. Outcome Metrics by State

Interoperability Statistics: U.S. States															
(From October 27, 2008 through June 30, 2010)															
State	Activation Date	Submissions	Alien IDENT Matches*			Administratively Arrested or Booked into ICE Custody**					Removals and Returns**				
			LESC L1	LESC L2/3	Total	L1	L2	L3	Non-Crim	Total	L1	L2	L3	Non-Crim	Total
AZ	12/23/08	428,459	7,711	33,769	41,480	5,830	9,843	2,575	5,732	23,980	1,483	3,976	1,495	2,946	9,900
CA	5/26/09	692,360	12,539	60,262	72,801	8,378	10,071	2,462	7,781	28,692	4,128	5,391	1,429	3,875	14,823
CT	6/29/10	95	1	3	4	0	0	0	0	0	0	0	0	0	0
DE	4/20/10	6,101	8	115	123	2	6	0	6	14	0	0	0	1	1
FL	1/22/09	551,975	7,778	49,633	57,411	1,932	2,080	417	2,459	6,888	663	1,094	296	1,215	3,268
GA	11/17/09	45,602	408	4,597	5,005	148	413	77	760	1,398	74	258	51	241	624
HI	4/13/10	4,996	13	179	192	1	0	2	3	6	0	0	2	1	3
ID	6/3/10	2,105	5	76	81	3	12	0	5	20	1	1	0	0	2
IL	11/24/09	36,655	170	2,806	2,976	31	67	19	404	521	16	32	8	64	120
LA	11/17/09	18,617	51	558	609	5	36	24	139	204	3	23	13	71	110
MD	12/22/09	12,627	49	725	774	18	26	9	158	211	4	11	7	42	64
MA	11/5/08	32,119	310	1,703	2,013	174	75	23	235	507	52	31	19	115	217
MI	10/27/09	67,481	101	783	884	39	60	12	117	228	14	30	9	61	114
NM	6/24/09	22,921	193	1,180	1,373	49	84	86	162	381	19	49	53	86	207
NC	11/12/08	168,550	707	14,464	15,171	590	861	295	1,418	3,164	304	553	257	622	1,736
OH	1/19/10	25,953	57	442	499	14	43	21	79	157	7	36	15	56	114
OK	11/3/09	22,722	86	776	862	63	145	24	180	412	48	106	17	120	291
OR	4/6/10	7,520	96	312	408	31	18	3	45	97	4	1	2	10	17
PA	12/16/08	102,549	329	5,778	6,107	178	293	95	469	1,035	48	99	48	159	354
SD	6/22/10	327	1	7	8	0	0	0	0	0	0	0	0	0	0
TN	6/17/10	2,731	1	53	54	0	0	0	2	2	0	0	0	0	0
TX	10/27/08	587,972	7,540	39,703	47,243	3,947	9,063	2,341	3,961	19,312	2,848	7,200	1,883	2,423	14,354
UT	3/23/10	13,405	157	644	801	70	87	19	106	282	23	52	7	69	151
VA	3/9/09	55,753	743	5,184	5,927	307	582	130	483	1,502	92	191	60	116	459
Total	10/27/08	2,909,595	39,054	223,752	262,806	21,810	33,865	8,634	24,704	89,013	9,831	19,134	5,671	12,293	46,929

* Aliens who are charged with or convicted of a Level 1 or Level2/3 offense as determined by the LESG during the referral include duplicate matches for aliens

** Aliens are classified by level based on conviction information available in EID

6. Frequently Asked Questions about Data

What is the Methodology for this Data Collection?

The data contained in this monthly report is based on a merge of LESC data and ICE enforcement data. The data is compiled to remove individuals who have their fingerprints submitted through IDENT/IAFIS Interoperability multiple times for the same encounter (e.g., an individual who is transferred from one correctional facility to another correctional facility and has fingerprints submitted at both locations). Data provided on a daily or weekly basis by LESC is not compiled. As a result, the cumulative number of Level 1s presented in this report is slightly lower than the data provided on a weekly basis.

Why does Past Data Change?

Data from previous months is subject to change based on three potential factors:

- New data from the IDENT Fingerprint Identification database allows for an increased number of IDENT/IAFIS Interoperability Queries to be joined to EID Case Files
- Case, arrest, or detainer information may be entered into the EID systems for the first time, or updated within the systems, resulting in IDENT/IAFIS Interoperability Queries from previous months being joined to cases for the first time
- Some interoperability queries have more than one LESC record with the same query ID. If the second (follow-up) query with the same ID falls in a different month than the original query, the follow-up query could provide updated data used for matching to EID data that was unavailable in the first query

Why are there U.S. Citizens (USC) in IDENT?

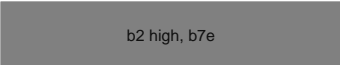
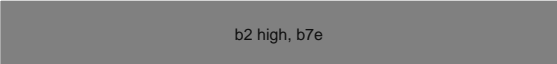

There are two types of USCs in IDENT. The first are individuals who were citizens when prints were collected and these individuals could be in IDENT for the following reasons:

- Active wants/warrants provided by CJIS
- An adoption involving USCIS
- Trusted traveler programs such as GES, IRT, NEXUS, SENTRI, FASTNORTH, FASTSOUTH
- Credentialing for TSA Aviation Workers

The second type of USCs in IDENT are individuals who were not citizens when prints were collected, but who subsequently became USCs, such as:

- Visa applicant through DOS
- Benefits applicant through USCIS
- Entry or Exit through CBP
- Apprehension by ICE, CBP-OFO, USCG, or OBP

What applications are reviewed as part of the LESC query?

- Visitor Information System
-  b2 high, b7e
- US-VISIT – U.S. Visitor and Immigrant Status Indicator Technology
-  b2 high, b7e
- NCIC – National Crime Information Center
-  b2 high, b7e

7. Interoperability Data Definitions

Interoperability Data Definitions	
Interoperability Submissions	All fingerprint submissions that have been processed through interoperability.
Alien IDENT Matches*	Aliens that had a match in the IDENT system and who were charged with or convicted of any level offense. IDENT Matches include duplicate entries for cases as an individual may go through interoperability several times for one unique case.
Enforcement Actions	
Administratively Arrested or Booked into ICE Custody**	Aliens that had a match in IDENT, were charged with or convicted of a crime, and booked into ICE custody or administratively arrested by ICE. The date the individual is booked into ICE custody or administratively arrested is based on the month that the individual was checked via Interoperability, not the month they were administratively arrested or booked into ICE custody.
Outcomes	
Removals and Returns**	Aliens that had a match in IDENT and was removed. The level is based on the conviction recorded during the removal.
Other Definitions	
Alien Population Coverage %	The total alien population that is covered by interoperability.
Activation Date	The date that interoperability was deployed to each area. A jurisdiction is not necessarily 100% covered at this date.
Total Jurisdictions Deployed	The total number of counties, parishes, or independent cities to which IDENT/IAFIS Interoperability has been deployed by the date of the report. A jurisdiction does not need to be 100% covered to be included in this count.
AOR	Area of Responsibility covered by a specific field office.

* Aliens who are charged with or convicted of a Level 1 or Level2/3 offense as determined by the LESC during the referral include duplicate matches for aliens

** Aliens are classified by level based on conviction information available in EID

Location				Submissions	IDENT Matches			
State	County	AOR	Activation	Total	LESC L1	LESC L2/3	Total	L1
Total			10/27/08	2,261,687	24,712	191,793	216,505	8,722
AZ	Cochise	PHO	11/17/09	708	22	106	128	4
AZ	Maricopa	PHO	1/16/09	340,871	3,983	30,282	34,265	2,041
AZ	Pima	PHO	11/17/09	11,087	98	713	811	24
AZ	Pinal	PHO	12/23/08	11,228	154	555	709	48
AZ	Santa Cruz	PHO	11/17/09	455	7	70	77	1
AZ	Yavapai	PHO	1/16/09	6,215	46	347	393	28
AZ	Yuma	PHO	1/16/09	9,729	120	761	881	28
CA	Alameda	SFR	4/20/10	1,881	11	97	108	2
CA	Contra Costa	SFR	4/6/10	3,425	53	265	318	11
CA	Fresno	SFR	3/23/10	4,379	55	263	318	19
CA	Imperial	SND	9/9/09	6,234	411	1,075	1,486	149
CA	Los Angeles	LOS	8/27/09	258,235	4,064	24,684	28,748	1,398
CA	Monterey	SFR	4/6/10	1,343	15	150	165	7
CA	Orange	LOS	3/16/10	11,511	166	1,228	1,394	81
CA	Sacramento	SFR	1/12/10	15,723	170	660	830	64
CA	San Bernardino	LOS	4/13/10	5,038	35	238	273	7
CA	San Diego	SND	5/26/09	117,869	1,817	12,486	14,303	559
CA	San Joaquin	SFR	2/16/10	8,048	102	392	494	31
CA	San Luis Obispo	LOS	1/5/10	4,231	19	184	203	6
CA	Santa Barbara	LOS	1/5/10	7,089	51	659	710	26
CA	Solano	SFR	1/12/10	4,820	22	189	211	20
CA	Sonoma	SFR	3/2/10	3,595	25	317	342	9
CA	Stanislaus	SFR	2/16/10	5,315	55	271	326	18
CA	Ventura	LOS	7/22/09	24,847	226	2,446	2,672	155
DE	Kent	PHI	4/20/10	339	0	1	1	0
DE	New Castle	PHI	4/20/10	400	2	6	8	0
DE	Sussex	PHI	4/20/10	159	1	0	1	0
FL	Brevard	MIA	10/12/09	11,963	33	686	719	4
FL	Broward	MIA	8/25/09	36,368	363	4,101	4,464	66
FL	Charlotte	MIA	2/18/09	9,071	23	493	516	2
FL	Clay	MIA	2/10/09	8,740	22	1,019	1,041	2
FL	Collier	MIA	2/24/09	14,922	185	2,438	2,623	116
FL	Duval	MIA	1/22/09	58,613	129	2,921	3,050	48
FL	Escambia	MIA	4/13/10	1,019	4	12	16	0
FL	Highlands	MIA	12/8/09	1,585	8	89	97	1
FL	Hillsborough	MIA	2/24/09	70,965	321	3,644	3,965	77
FL	Lake	MIA	12/8/09	4,221	15	121	136	5
FL	Leon	MIA	4/13/10	1,255	4	37	41	0
FL	Manatee	MIA	10/6/09	10,436	37	580	617	16
FL	Marion	MIA	1/28/09	18,065	53	945	998	20
FL	Miami-Dade	MIA	2/24/09	133,247	3,551	25,868	29,419	448
FL	Monroe	MIA	11/24/09	2,310	37	170	207	4
FL	Orange	MIA	4/6/10	4,091	27	220	247	3
FL	Osceola	MIA	4/13/10	671	6	31	37	2
FL	Palm Beach	MIA	4/6/10	2,753	21	189	210	3
FL	Pinellas	MIA	11/10/09	21,529	61	517	578	16
FL	Polk	MIA	4/13/10	1,698	6	65	71	0
FL	St. Johns	MIA	2/10/09	3,595	6	245	251	4
FL	St. Lucie	MIA	2/18/09	16,955	76	1,071	1,147	22

FL	Sarasota	MIA	4/6/10	958	1	22	23	0
FL	Volusia	MIA	4/13/10	1,389	1	20	21	0
GA	Clayton	ATL	11/17/09	8,538	34	599	633	14
GA	DeKalb	ATL	11/17/09	11,052	76	1,017	1,093	10
GA	Gwinnett	ATL	11/17/09	13,546	152	1,944	2,096	34
HI	Honolulu	SFR	4/13/10	1,176	5	42	47	0
IL	DuPage	CHI	11/24/09	8,053	26	750	776	6
IL	Kane	CHI	11/24/09	7,104	40	788	828	3
IL	Lake	CHI	4/13/10	682	3	48	51	1
IL	McHenry	CHI	4/13/10	308	1	38	39	1
IL	Madison	CHI	4/13/10	563	0	8	8	0
IL	St. Clair	CHI	4/13/10	175	0	2	2	0
IL	Will	CHI	4/13/10	1,631	8	40	48	1
IL	Winnebago	CHI	4/13/10	686	2	17	19	0
LA	Jefferson Parish	NOL	11/17/09	10,122	18	367	385	1
MD	Frederick	BAL	4/6/10	301	0	13	13	0
MD	Prince Georges	BAL	12/22/09	7,807	35	483	518	10
MD	Queen Annes	BAL	4/6/10	44	0	1	1	0
MD	St. Marys	BAL	4/6/10	259	0	2	2	0
MA	Suffolk	BOS	11/5/08	28,970	226	1,587	1,813	94
MI	Wayne	DET	10/27/09	50,786	61	594	655	23
NM	Bernalillo	ELP	9/28/09	9,911	72	387	459	17
NM	Dona Ana	ELP	6/24/09	7,504	51	531	582	12
NM	Grant	ELP	7/14/09	49	0	0	0	0
NM	Hidalgo	ELP	7/14/09	5	0	1	1	0
NM	Luna	ELP	7/14/09	330	3	49	52	0
NC	Brunswick	ATL	3/30/10	230	1	6	7	0
NC	Buncombe	ATL	11/17/08	13,464	37	1,104	1,141	12
NC	Cabarrus	ATL	1/28/09	1,719	9	175	184	5
NC	Catawba	ATL	1/28/09	7,678	15	915	930	6
NC	Columbus	ATL	3/30/10	125	0	1	1	0
NC	Cumberland	ATL	2/3/09	10,562	21	1,563	1,584	4
NC	Dare	ATL	3/30/10	152	2	3	5	0
NC	Duplin	ATL	1/6/09	927	9	86	95	4
NC	Durham	ATL	2/10/09	12,858	74	1,891	1,965	28
NC	Gaston	ATL	11/17/08	13,141	17	764	781	10
NC	Halifax	ATL	3/30/10	74	0	0	0	0
NC	Harnett	ATL	1/21/09	4,944	12	357	369	6
NC	Henderson	ATL	11/17/08	6,789	32	623	655	20
NC	Jackson	ATL	3/30/10	79	0	2	2	0
NC	Lee	ATL	3/30/10	79	1	0	1	0
NC	Mecklenburg	ATL	10/27/09	16,175	70	914	984	52
NC	New Hanover	ATL	1/6/09	4,590	41	552	593	17
NC	Orange	ATL	1/13/09	2,910	10	200	210	6
NC	Transylvania	ATL	3/30/10	108	0	1	1	0
NC	Union	ATL	3/30/10	470	1	18	19	0
NC	Wake	ATL	11/12/08	46,953	179	4,607	4,786	119
OH	Cuyahoga	DET	1/19/10	10,059	19	67	86	1
OH	Franklin	DET	1/19/10	6,127	17	198	215	4
OK	Oklahoma	DAL	11/3/09	8,593	37	370	407	20
OK	Tulsa	DAL	11/3/09	7,631	18	213	231	19
OR	Clackamas	SEA	4/6/10	1,062	15	39	54	3

PA	Bucks	PHI	12/16/08	17,558	46	2,395	2,441	29
PA	Montgomery	PHI	12/16/08	24,075	82	2,480	2,562	24
PA	Philadelphia	PHI	7/21/09	45,628	89	601	690	31
TX	Bexar	SNA	6/16/09	42,040	210	1,788	1,998	139
TX	Brazoria	HOU	9/16/09	1,155	7	36	43	3
TX	Brewster	ELP	6/24/09	57	0	3	3	0
TX	Brooks	HOU	6/9/09	647	14	50	64	2
TX	Collin	DAL	1/21/09	13,943	97	917	1,014	20
TX	Culberson	ELP	7/14/09	45	0	0	0	0
TX	Dallas	DAL	11/12/08	75,750	814	5,431	6,245	318
TX	Denton	DAL	1/28/09	7,704	52	367	419	18
TX	Dimmit	SNA	6/16/09	273	2	9	11	0
TX	El Paso	ELP	6/17/09	13,387	221	1,159	1,380	59
TX	Fort Bend	HOU	9/16/09	4,944	28	298	326	8
TX	Galveston	HOU	9/22/09	5,871	18	112	130	3
TX	Grayson	DAL	2/9/09	4,164	17	116	133	4
TX	Harris	HOU	10/27/08	167,432	1,668	15,406	17,074	1,178
TX	Hidalgo	SNA	6/10/09	13,384	522	1,852	2,374	136
TX	Hudspeth	ELP	7/14/09	142	1	11	12	0
TX	Hunt	DAL	2/3/09	2,410	7	53	60	3
TX	Jeff Davis	ELP	6/24/09	0	0	0	0	0
TX	Jefferson	HOU	9/28/09	3,686	11	75	86	4
TX	Jim Wells	HOU	6/9/09	444	0	3	3	0
TX	Johnson	DAL	2/10/09	2,340	15	91	106	4
TX	Kaufman	DAL	2/24/09	2,096	14	36	50	2
TX	Kenedy	HOU	6/10/09	305	0	20	20	0
TX	Kinney	SNA	12/16/08	47	0	1	1	0
TX	Kleberg	HOU	6/9/09	967	8	44	52	0
TX	McLennan	SNA	1/26/10	1,941	9	52	61	1
TX	Maverick	SNA	12/9/08	279	11	25	36	1
TX	Montgomery	HOU	9/16/09	4,863	33	199	232	23
TX	Nueces	HOU	6/19/09	8,438	28	173	201	2
TX	Pecos	ELP	6/24/09	151	1	6	7	0
TX	Presidio	ELP	6/17/09	0	0	0	0	0
TX	Real	SNA	12/16/08	65	0	1	1	0
TX	Starr	SNA	6/9/09	881	28	128	156	7
TX	Tarrant	DAL	8/18/09	16,756	100	864	964	30
TX	Terrell	ELP	6/17/09	17	2	10	12	0
TX	Travis	SNA	6/16/09	28,953	221	1,918	2,139	91
TX	Uvalde	SNA	1/21/09	1,128	2	21	23	1
TX	Val Verde	SNA	12/9/08	777	5	63	68	2
TX	Walker	HOU	5/18/09	59,289	1,546	2,130	3,676	257
TX	Webb	SNA	6/16/09	5,189	111	679	790	22
TX	Willacy	SNA	6/15/09	0	0	0	0	0
TX	Williamson	SNA	1/26/10	1,955	10	85	95	0
TX	Zapata	SNA	6/16/09	400	12	63	75	1
TX	Zavala	SNA	1/28/09	130	1	1	2	0
UT	Box Elder	SLC	4/20/10	23	0	1	1	0
UT	Davis	SLC	3/30/10	402	3	9	12	0
UT	Salt Lake	SLC	3/23/10	3,558	42	207	249	8
UT	Utah	SLC	3/30/10	525	6	18	24	2
UT	Weber	SLC	4/27/10	110	0	3	3	0

VA	Arlington	WAS	4/1/10	332	3	48	51	1
VA	Fairfax	WAS	3/9/09	18,081	340	2,938	3,278	94
VA	Fauquier	WAS	3/30/10	151	0	1	1	0
VA	Henrico	WAS	4/20/10	317	1	11	12	0
VA	Loudoun	WAS	3/30/10	478	4	64	68	2
VA	Prince William	WAS	9/28/09	5,788	68	718	786	32
VA	Rappahannock	WAS	4/13/10	5	0	1	1	0
VA	Alexandria city	WAS	3/30/10	281	7	34	41	2
VA	Norfolk city	WAS	4/20/10	488	1	1	2	0
VA	Richmond city	WAS	4/20/10	719	3	35	38	0
VA	Virginia Beach city	WAS	4/20/10	429	1	6	7	0

Detainers Issued				Removals				
L2	L3	Non-Crim	Total	L1	L2	L3	Non-Crim	Total
12,508	3,042	26,109	50,381	6,135	11,147	3,243	16,880	37,405
6	0	24	34	0	5	3	16	24
2,529	625	4,091	9,286	860	1,991	764	4,228	7,843
28	20	131	203	13	32	21	125	191
57	7	81	193	59	56	15	108	238
3	0	8	12	1	4	0	6	11
28	5	77	138	14	18	12	124	168
34	11	53	126	11	33	35	30	109
6	1	13	22	0	1	0	2	3
12	5	31	59	4	7	4	16	31
15	1	71	106	2	7	1	34	44
113	49	617	928	88	88	39	125	340
1,277	232	2,784	5,691	1,395	1,347	284	1,899	4,925
8	4	36	55	3	0	1	14	18
68	26	214	389	28	41	23	38	130
81	12	116	273	19	38	6	59	122
10	1	96	114	4	6	0	27	37
719	202	2,639	4,119	538	590	264	2,395	3,787
29	4	84	148	19	10	1	61	91
1	5	59	71	5	1	4	33	43
50	15	147	238	15	28	7	68	118
19	1	41	81	8	5	1	26	40
27	3	82	121	5	23	2	52	82
16	2	33	69	6	7	0	26	39
187	42	524	908	115	153	38	389	695
0	0	0	0	0	0	0	0	0
0	0	0	0	0	0	0	0	0
0	0	0	0	0	0	0	0	0
5	2	15	26	2	3	1	2	8
52	5	267	390	17	19	4	100	140
6	1	14	23	2	3	1	9	15
29	1	11	43	2	17	4	6	29
291	32	207	646	88	254	30	173	545
109	31	160	348	30	98	25	115	268
1	0	6	7	0	0	0	0	0
4	0	22	27	0	0	0	8	8
60	18	289	444	46	44	11	194	295
7	0	16	28	1	3	0	2	6
0	0	2	2	0	0	0	0	0
13	7	78	114	9	11	7	22	49
21	0	64	105	5	16	1	35	57
338	57	1,329	2,172	165	166	44	743	1,118
0	0	9	13	0	0	0	6	6
2	1	47	53	0	0	0	0	0
0	0	9	11	0	0	0	0	0
1	3	42	49	1	0	0	6	7
23	3	31	73	4	9	3	9	25
0	0	22	22	0	0	0	0	0
7	1	2	14	2	4	1	3	10
9	4	108	143	12	6	3	81	102

0	0	6	6	0	0	0	0	0
0	0	2	2	0	0	0	0	0
32	4	119	169	7	27	3	32	69
34	8	151	203	9	29	3	49	90
117	21	383	555	24	69	18	110	221
0	0	3	3	0	0	0	0	0
7	2	101	116	7	9	3	14	33
10	4	127	144	3	3	1	11	18
3	0	10	14	0	0	0	0	0
0	1	6	8	0	0	0	0	0
0	0	3	3	0	0	0	0	0
0	0	1	1	0	0	0	0	0
1	0	25	27	0	0	0	0	0
0	0	2	2	0	0	0	0	0
13	6	72	92	1	14	5	62	82
1	1	6	8	0	0	0	0	0
14	2	127	153	1	5	2	23	31
0	0	1	1	0	0	0	0	0
0	0	0	0	0	0	0	0	0
36	8	177	315	40	14	7	128	189
26	9	118	176	7	23	7	44	81
24	10	104	155	6	10	2	45	63
21	37	43	113	6	20	34	21	81
0	0	0	0	0	0	0	0	0
0	0	0	0	0	0	0	0	0
1	0	1	2	0	1	1	3	5
0	0	0	0	0	0	0	0	0
37	2	64	115	5	31	1	45	82
5	1	15	26	5	4	0	11	20
11	2	35	54	3	6	1	24	34
0	0	1	1	0	0	0	0	0
6	0	18	28	2	4	0	13	19
0	0	2	2	0	0	0	0	0
3	2	15	24	1	1	2	4	8
28	3	63	122	18	23	5	44	90
12	7	95	124	4	9	5	75	93
0	0	0	0	0	0	0	0	0
11	2	14	33	3	8	2	6	19
39	8	71	138	12	32	9	45	98
0	0	1	1	0	0	0	0	0
1	0	0	1	0	0	0	0	0
104	19	222	397	30	66	14	101	211
15	6	50	88	7	9	5	37	58
3	0	10	19	2	0	2	6	10
0	0	0	0	0	0	0	0	0
1	0	4	5	0	0	0	0	0
172	35	713	1,039	93	143	33	473	742
1	0	8	10	0	0	0	2	2
12	3	32	51	3	16	3	38	60
50	9	134	213	13	37	6	74	130
42	7	31	99	16	35	5	7	63
2	1	3	9	0	0	0	0	0

46	10	49	134	8	28	11	36	83
55	15	118	212	22	41	15	85	163
31	9	117	188	6	7	9	35	57
253	75	387	854	74	163	50	194	481
4	0	5	12	1	3	0	0	4
0	0	1	1	0	0	0	1	1
2	1	4	9	0	3	2	0	5
80	16	247	363	13	70	13	163	259
0	0	0	0	0	0	0	0	0
652	143	1,661	2,774	239	523	115	1,113	1,990
36	2	154	210	8	26	3	82	119
0	0	4	4	0	0	0	0	0
76	55	194	384	50	63	42	82	237
20	6	35	69	4	9	2	6	21
8	6	13	30	2	8	6	4	20
6	1	30	41	0	4	1	15	20
2,713	593	1,403	5,887	1,454	3,598	815	760	6,627
260	149	384	929	89	204	152	207	652
0	0	2	2	0	2	0	1	3
5	1	22	31	2	4	1	14	21
0	0	0	0	0	0	0	0	0
8	0	16	28	3	5	0	8	16
0	0	0	0	0	0	0	0	0
4	0	34	42	1	4	0	21	26
4	0	8	14	1	3	0	4	8
0	0	0	0	0	0	0	0	0
0	0	0	0	0	0	0	0	0
0	0	1	1	0	1	0	2	3
1	1	25	28	0	0	0	2	2
1	0	5	7	1	2	1	1	5
37	11	55	126	15	23	9	14	61
6	0	17	25	2	6	3	13	24
0	0	1	1	0	0	0	0	0
0	0	0	0	0	0	0	0	0
0	0	0	0	0	0	0	0	0
4	8	20	39	3	5	8	9	25
39	15	270	354	17	25	8	138	188
0	0	1	1	0	0	0	1	1
143	50	998	1,282	41	61	28	594	724
2	1	1	5	1	1	1	1	4
7	1	8	18	0	6	1	9	16
510	104	1,015	1,886	83	305	20	17	425
27	49	234	332	9	15	49	92	165
0	0	0	0	0	0	0	0	0
5	1	37	43	0	2	1	13	16
5	6	12	24	0	3	5	4	12
0	0	0	0	0	0	0	0	0
0	0	1	1	0	0	0	0	0
0	0	0	0	0	0	0	0	0
26	3	57	94	2	13	2	24	41
1	0	4	7	0	0	0	2	2
1	0	0	1	0	0	0	0	0

0	0	11	12	0	0	0	0	0
160	34	348	636	51	101	24	135	311
0	0	0	0	0	0	0	0	0
1	0	1	2	0	0	0	0	0
1	0	8	11	0	0	0	0	0
70	17	90	209	7	18	7	16	48
0	0	0	0	0	0	0	0	0
1	0	5	8	0	0	0	0	0
0	0	0	0	0	0	0	0	0
1	0	5	6	0	0	0	0	0
0	0	0	0	0	0	0	0	0

